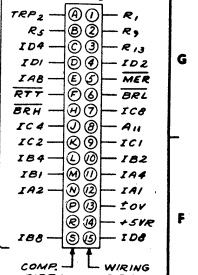
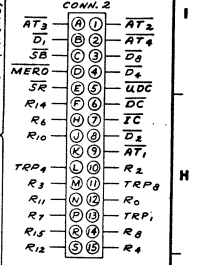
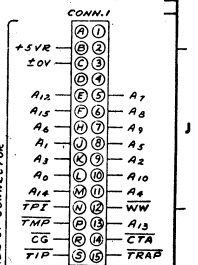


THIS DOCUMENT IS THE PROPERTY OF WANG LABORATORIES, INC. AND SHALL NOT BE REPRODUCED OR COPIED IN WHOLE OR IN PART FOR THE MANUFACTURE OR SALE OF ANYTHING WITHOUT PERMISSION.

HOLE LEGEND

DRILL OR PUNCHED HOLE TOLERANCES	HOLE DIA.	TOL.
0.125	0.125	±0.005
0.1875	0.1875	±0.005
0.250	0.250	±0.005
0.3125	0.3125	±0.005



SEE CONDITION & POINTS CHART FOR WIRING

COMPONENT

COMPONENT	SIZE TYPE	W.L. NO.	QTY.
R1,2,3,4,5,6,7,8,9,10,11,12,13,14,15,16,17,18,19,20,21,22,23,24,25,26,27,28,29,30,31,32,33,34,35,36,37	#70-A 1/4 W	330-2087	32
R17,18,19,20,21,43	4.7K 1/4 W	330-3047	6
R38,39,40,41,42	1K 1/4 W	330-3010	5
C1,2,3,4,5,6,7	.01uF 25V	300-1503	7
C8,9	15uF 20V TAN	300-4022	2

WANG PARTS

WANG PART NO.	ITEM	QTY.	NAME	MATERIAL	DATE	DESCRIPTION

WANG LABORATORIES, INC.

MODEL NO. 2200

DATE: 11-1-72

ENGR: J. S. S.

CHK: M. ENGR.

E. C. CONTROL

MFG ENGR.

SCALE: 1/8" = 1"

DWG NO: 6309-1