


WANG

DEMO 22A  
DEMONSTRATION  
PACKAGE

# SYSTEM 2200





# DEMO 22A

(PREVIOUSLY VOL. 289)

## System 2200


# Demonstration Package

© Wang Laboratories, Inc., 1974



LABORATORIES, INC.

836 NORTH STREET, TEWKSBURY, MASSACHUSETTS 01876, TEL (617) 851-4111, TWX 710 343 6769, TELEX 94 7421



## INTRODUCTION


This manual is intended to provide the Wang salesforce with a set of general demonstration programs used in showing customers the variety of 2200 advanced programmable calculator capabilities.

The programs selected include CRT display-oriented "eye-catchers", mathematical programs and business-oriented programs. The last program in this package is a WANG EPA/LEASE agreement preparation program that not only impressively demonstrates the business-oriented capabilities of the 2200 advanced programmable calculator; but, also immediately types the actual document on a WANG EPA/LEASE form for the convenience of the customer.

This page intentionally left blank.

TABLE OF CONTENTS

<u>TITLE</u>	<u>PAGE</u>
CONTROL BLOCK . . . . .	1
DICE . . . . .	5
ONE ARMED BANDIT . . . . .	9
SINE CURVE . . . . .	13
RACE TRACK . . . . .	17
LINEAR REGRESSION . . . . .	21
SIMULTANEOUS EQUATIONS . . . . .	27
MORTGAGE . . . . .	31
PAYROLL . . . . .	35
EPA/LEASE . . . . .	39





# WANG 2200 SERIES PROGRAM

2200 DEMONSTRATION PACKAGE (CONTROL BLOCK)

TITLE

12/1/73

NUMBER

DATE

2200A-02, 2215, 2216/2217, 2201 (Optional)

EQUIPMENT

## PROGRAM ABSTRACT

The "Control" block places 8 programs at the user's fingertips by using the Special Function Keys

BLOCK	SAVE "NAME"	BYTES REQUIRED
1		

## PROGRAM DESCRIPTION

The Control Block allows for up to 8 programs to be available to the user at the touch of a key. The program "remembers" where it is and will either "search" forward or backward to load the desired program.

The program requires that the variables I8 and I9 not be used in any of the programs.

It is very important that the position of the tape not be changed except by the program. Should the position of the tape be changed, such as an accidental REWIND, it is necessary that the program be started from the beginning (see Section I of the Operating Instructions).

Any program that is in memory may be rerun by either keying Special Function 8 or by keying the Special Function for that program.

OPERATING INSTRUCTIONS

I. TO LOAD CONTROL BLOCK

1. Place tape into tape cassette unit and key REWIND.
2. Key
3. Key
4. Key

II. THE FOLLOWING DEMONSTRATION PROGRAMS ARE NOW AVAILABLE:

<u>SPECIAL FUNCTION</u>	<u>PROGRAM</u>
0	DICE
1	ONE ARMED BANDIT
2	SINE CURVE
3	RACE TRACK
4	LINEAR REGRESSION
5	SIMULTANEOUS EQUATIONS
6	MORTGAGE
7	PAYROLL
8	RE-RUN

III. If   is keyed

- a) tape position is changed
- b) the following is displayed

2200 GENERAL DEMONSTRATION PACKAGE

KEY APPROPRIATE SPECIAL FUNCTION

- DICE
- ONE ARMED BANDIT
- SINE CURVE
- RACE TRACK
- LINEAR REGRESSION
- SIMULTANEOUS EQUATIONS
- MORTGAGE
- PAYROLL
- RE-RUN

# WANG 2200 SERIES PROGRAM

DICE  
TITLE \_\_\_\_\_

PMi.04-2200.02A-00FI-2-0                      12/1/73  
NUMBER    DATE  
2200A-2, 2215(22), 2216/2217  
EQUIPMENT

PROGRAM ABSTRACT		
Program plays CRAPS with the user.		
BLOCK	SAVE "NAME"	BYTES REQUIRED
2		

PROGRAM DESCRIPTION

This program will 'play' the game of CRAPS with the user.

The results of a 'roll' are displayed on the screen in the form of 2 die.

Rules:

A "roll" of 7 or 11 automatic wins

A "roll" of 2 or 12 automatic lost

Any other roll is "your point", you roll continuously until you roll a 7 or 11 in which case you lose, or until you roll your point in which case you win.

OPERATING INSTRUCTIONS

EXAMPLE

- 1. Key RESET
- 2. Key Special Function 0

Screen will clear and display Step 3 in the upper left hand corner of the screen.

- 3. INSTRUCTION YOUR BET?
- 4. Key Your Bet\* CR/LF

The screen will display the result of 'your' roll. A roll of 7 or 11, you automatically win, proceed to Step 5.  
Any other roll becomes your 'point' and you will 'roll' until you match your point (proceed to Step 5) or until a 7 or 11 appears (proceed to Step 7).

- 5. INSTRUCTION YOU WIN
- 6. Go to Step 8
- 7. INSTRUCTION YOU LOSE

- 8. 

If you have winnings, go to Step 9. Otherwise go to Step 11.

- 9. INSTRUCTION YOU HAVE \$#.## LEFT
- 10. Go to Step 12
- 11. INSTRUCTION YOU ARE \$#.## IN THE HOLE
- 12. INSTRUCTION NEW BET?
- 13. Go to Step 4

\* To end game, key 0 CR/LF .

This page intentionally left blank.



# WANG 2200 SERIES PROGRAM

ONE-ARMED BANDIT  
TITLE

PMi.04-2200.02A-00FI-3-0 12/1/73  
NUMBER DATE  
2200A.02, 2215(22), 2216/2217  
EQUIPMENT

**PROGRAM ABSTRACT**

Program 'turns' the CRT-display into an One Armed Bandit.

BLOCK	SAVE "NAME"	BYTES REQUIRED
3		

PROGRAM DESCRIPTION

This program "turns" the CRT display into a one armed bandit.

To stop the program, enter 0 for amount, or lose all your money.

OPERATING INSTRUCTIONS

EXAMPLE

- 1. Key RESET
- 2. Key Special Function 1

3. INSTRUCTION

ONE ARMED BANDIT

You can bet any amount up to your balance. To bet, type the dollar amount and RETURN.

When your balance reaches zero, the game is over....or enter '0' to quit any time. Good luck....

Your Starting Balance is \$ #.##.

4. INSTRUCTION

HOW MANY DOLLARS DO YOU WANT TO PUT IN ON YOUR FIRST PLAY?

- 5. Key Amount You Wish To Wager

CR/LF

- 6. If your wager is not less than zero, and is less than or equal to your balance, then proceed to Step 8.

INSTRUCTION

....ILLEGAL PLAY....TRY AGAIN

- 7. Go to Step 5.

- 8. If your wager is not equal to zero, then proceed to Step 9.

Program halts.

- 9.

The screen will display the result of the one-armed bandit and whether you won or lost.

- 10. If you won....

....YOU WIN BALANCE = \$

If you lost....

....A LOSER BALANCE = \$

- 11. If the balance is zero, machine displays....

....YOU HAVE RUN OUT OF MONEY....  
THE GAME IS OVER. BETTER  
LUCK NEXT TIME.

otherwise go to Step 13.

OPERATING INSTRUCTIONS

EXAMPLE

12. Program halts

13. INSTRUCTION

AMOUNT?

14. Go to Step 5

# WANG 2200 SERIES PROGRAM

SINE CURVE  
TITLE

PS.02-2200.00A-00FI-1-1                      12/1/73  
NUMBER    DATE  
2200A-02, 2215, 2216/2217  
EQUIPMENT

PROGRAM ABSTRACT		
This program will display the Sine Curve for $x = 0$ and $x$ incremented by approximately $11^\circ$ .		
BLOCK	SAVE "NAME"	BYTES REQUIRED
4		

## PROGRAM DESCRIPTION

This program is another "eye-catcher". It plots the Sine Curve. The curve will be displayed continuously until  is keyed.

The symbol(s) used as the plot element is a user supplied input.

The curve starts at  $x=0$  and is incremented by  $\frac{.2*180}{\pi}^{\circ}$ .

For best results, limit the number of characters in the plot element to 8 or less.

OPERATING INSTRUCTIONS

EXAMPLE

Plot the Sine Curve using "HI" as a plot symbol.

1. Key RESET
2. Key Special Function 2
3. INSTRUCTION
4. Key SYMBOL CR/LF
5. Program will run until RESET is keyed.

The plot symbol used is controlled by the user. Input the symbol you wish to be used.

4. Key H I CR/LF

This page intentionally left blank.



# WANG 2200 SERIES PROGRAM

RACE TRACK

TITLE

Pmi.04-2200.02A-00FI-1-0

12/1/73

NUMBER

DATE

2200A-02, 2215, 2216/2217

EQUIPMENT

## PROGRAM ABSTRACT

Displays a race between five "horses" and keeps track record, odds and number of wins.

BLOCK	SAVE "NAME"	BYTES REQUIRED
5		

## PROGRAM DESCRIPTION

This program will display a "horse" race on the CRT. There are five "horses" and their movements are random. The first "horse" to reach the end of the track is the winner. The winner's time and length of lead over the second place "horse" is displayed along with the track record and odds table.

The program requires no user inputs and will run until  is keyed.

OPERATING INSTRUCTIONS

EXAMPLE

Run a Horse Race

1. Key RESET
2. Key Special Function 3 .

This page intentionally left blank.

# WANG 2200 SERIES PROGRAM

LINEAR REGRESSION  
TITLE

PS.01-2200.02A-00FI-2-1                      12/1/73  
NUMBER    DATE  
2200A-02, 2215, 2216/2217  
EQUIPMENT

## PROGRAM ABSTRACT

This program plots observed values, calculates the curve  $Y=A+Bx$  by the method of least squares. Also, an analysis of regression is performed.

BLOCK	SAVE "NAME"	BYTES REQUIRED
6		

## PROGRAM DESCRIPTION

This program fits the curve  $y = A + Bx$  to a set of  $N$  data points by the method of least squares. Also, an analysis of regression is performed, the regression table  $F$  - value, coefficient of determination, coefficient of correlation, and standard error of estimate are printed out. The user may estimate values of  $y$  from the regression curve by inputting values of  $x$ .

A plot of observed and calculated data points is also displayed.

## FORMULAE:

$$A = \frac{\Sigma y - B \Sigma x}{N}$$

$$B = \frac{N \Sigma xy - (\Sigma x)(\Sigma y)}{N \Sigma x^2 - (\Sigma x)^2}$$

$$R = \frac{N \Sigma xy - \Sigma x \Sigma y}{\sqrt{(N \Sigma x^2 - (\Sigma x)^2) (N \Sigma y^2 - (\Sigma y)^2)}}$$

$R^2$  = Coefficient of Determination

$R$  = Coefficient of Correlation

Standard Error of Estimate

$$\frac{1}{N} \sqrt{\frac{N \Sigma y^2 - (\Sigma y)^2 - \{N \Sigma xy - (\Sigma x)(\Sigma y)\}^2}{N \Sigma x^2 - (\Sigma x)^2}}$$

$$F - \text{Test for } R, F_R = \frac{R^2 (N-2)}{1-R^2}$$

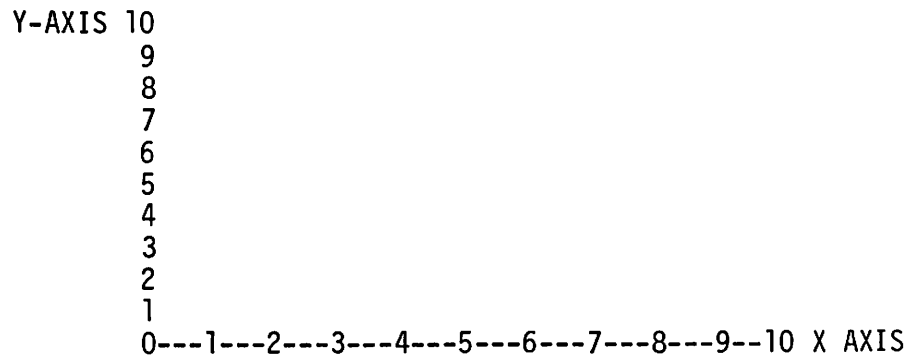
OPERATING INSTRUCTIONS

EXAMPLE

Plot the following observed data points. Plot  $Y=A+Bx$  using the method of least squares to calculate A and B. Perform an analysis of regression and solve for  $Y=A+Bx$  where  $x=2.1$ .

(1,2), (2,4), (3,6), (4,8), (5,10)

1. Key RESET
2. Key Special Function 4
3. INSTRUCTION



4. INSTRUCTION ENTER THE NUMBER OF OBSERVED PAIRS?
5. Key NO. OF OBSERVED PARTS 5. Key 5 CR/LF  
CR/LF
6. INSTRUCTION INPUT X1, Y1 (Max. should be 10,10)
7. Key X1 , Y1 CR/LF 7. Key 1 , 2 CR/LF

The point (X1, Y1) will be plotted on the screen. The program will proceed to Step 6 and ask for the next point. After all points have been entered, program proceeds to Step 8.

OPERATING INSTRUCTIONS

EXAMPLE

8. INSTRUCTION

NOW, HERE'S THE PLOT OF THE REGRESSION CURVE THAT BEST FITS THE OBSERVED VALUES.

REGRESSION EQUATION:  $Y = \#\#\.\#\#+\#\#\.\#\#*X$

The line  $Y=A+BX$  will be plotted over the observed points.

9. INSTRUCTION

KEY EXEC TO CONTINUE?

10. Key CR/LF

11. Read Regression Table

REGRESSION TABLE

SOURCE	DEG. FREEDOM	SUM OF SQUARE	MEAN SQUARE
REGRESSION	1	40	40
RESIDUAL	3	0	INF.
TOTAL	4	40	

F = INFINITY

COEFF. OF DETERMINATION = 1

COEFF. OF CORRELATION = 1

STANDARD ERROR OF EST. = 0



OPERATING INSTRUCTIONS

12. INSTRUCTION

13. To estimate values of Y

Key 1

and proceed to Step 14.

Otherwise,

Key 0

and proceed to Step 19.

14. INSTRUCTION

15. Key X

16. Read

17. INSTRUCTION

18. Proceed to Step 13.

19. Program ends.

EXAMPLE

DO YOU WISH TO ESTIMATE VALUES OF Y FROM THE REGRESSION CURVE? (1 = YES, 0 = NO)

13. Key 1

INPUT X?

15. Key 2 . 1

Y = 4.2

ANOTHER POINT? (1 = YES, 0 = NO)

This page intentionally left blank.

# WANG 2200 SERIES PROGRAM

SIMULTANEOUS EQUATIONS

TITLE

PS.02-2200.02A-00FI-2-1

12/1/73

NUMBER

DATE

2200A-02, 2215, 2216/2217

EQUIPMENT

## PROGRAM ABSTRACT

This program solves a system of simultaneous equations.

BLOCK	SAVE "NAME"	BYTES REQUIRED
7		

## PROGRAM DESCRIPTION

This program solves a system of  $N$  simultaneous equations ( $N \leq 4$ ).

The data is manipulated as it is entered and is not stored as inputted.

The simultaneous equations are displayed as their coefficients are being entered.

OPERATING INSTRUCTIONS

EXAMPLE

Solve the following system of equations:

$$\begin{aligned} 3X_1 + 2X_2 + 4X_3 + 1X_4 &= 5 \\ 2X_1 + 0X_2 + 2X_3 + 5X_4 &= 1 \\ 2X_1 + 1X_2 + 2X_3 + 1X_4 &= 3 \\ 2X_1 + 4X_2 + 3X_3 + 1X_4 &= 4 \end{aligned}$$

1. Key RESET
2. Key Special Function 5
3. INSTRUCTION

SIMULTANEOUS EQUATIONS.

INPUT N?

4. Key N CR/LF

4. Key 4 CR/LF

$A1 \cdot X_1 + B1 \cdot X_2 + C1 \cdot X_3 + D1 \cdot X_4 = Y$  will be displayed. Different variations will appear depending on the value of N.

5. INSTURCTIONS
6. Key A1 CR/LF

A1?

6. Key 3 CR/LF

Program will repeat Steps 5, 6 until all coefficients have been entered. After all coefficients have been entered, proceed to Step 7.

7. INSTRUCTION
8. Key Y CR/LF

Y?

8. Key 5 CR/LF

Program will repeat to Step 5 until all equations have been entered.

OPERATING INSTRUCTIONS

EXAMPLE

9. Read

THE SOLUTIONS ARE:

X1 = 1.42857142857  
X2 = .285714285716  
X3 = .142857142858  
X4 = -.428571428572

This output will vary with the value of N.

# WANG 2200 SERIES PROGRAM

MORTGAGE  
TITLE

---

PF.05-2200.02A-00FI-1-1                      12/1/73  
NUMBER    DATE  
2200A-02, 2215, 2216/2217, 2201 (Optional)  
EQUIPMENT

---

## PROGRAM ABSTRACT

This program computes the monthly payment and total interest on a loan. The mortgage table may be displayed or printed.

BLOCK	SAVE "NAME"	BYTES REQUIRED
8		

## PROGRAM DESCRIPTION

This program computes the monthly payment and total interest on a loan by the formulae:

$$M = \frac{P * I / 1200}{1 - (1 + I / 1200)^{-12 * N}}$$

$$T = (12 * N) * MP$$

Where:

M = Monthly Payment  
T = Total Interest  
P = Principal  
I = Annual Interest Rate (%)  
N = No. of Years

The Mortgage Table may be displayed (CRT) or typed on the 2201. The table is displayed or typed in yearly increments.



OPERATING INSTRUCTIONS

EXAMPLE

Find monthly payment and total interest on the following loan:

Principal = \$18,900  
Annual Interest Rate = 7%  
No. of Years = 25

1. Key
2. Key Special Function 6
3. INSTRUCTION
4. Key PRINCIPAL
5. INSTRUCTION
6. Key A.I.R.(%)
7. INSTRUCTION
8. Key NO. OF YEARS
9. READ:
10. INSTRUCTION
11. Key 0  if you do not want table and program ends.  
Key 1  if you do want table and go to Step 12.
12. INSTRUCTION

MONTHLY MORTGAGE CALCULATION

PRINCIPAL?

4. Key 1 8 9 0 0

ANNUAL INTEREST RATE (%)

6. Key 7

NO. OF YEARS?

8. Key 2 5

Monthly Payment = \$ 133.58  
Total Interest = 21,174.00

Do you want Mortgage Table?  
(1 = Yes, 0 = No)

11. Key 1

Do you want a hard copy of table?  
(1 = Yes, 0 = No)

OPERATING INSTRUCTIONS

EXAMPLE

13. Key 0 CR/LF if you do not want typed copy and go to Step 14.

13. Key 0 CR/LF

\*Key 1 CR/LF if you do want typed copy and go to Step 14.

\*Typewriter (2201) must be plugged in, connected to CPU and in the AUTO MODE.

14. READ:

AT END OF YEAR	PRINCIPAL OUTSTANDING	INTEREST	PRINCIPAL REPAYMENT
1	\$18,610.88	\$1,313.84	\$289.12
2	\$18,300.85	\$1,292.93	\$310.03
3	\$17,968.40	\$1,270.51	\$332.45
4	\$17,611.95	\$1,246.51	\$356.45
5	\$17,229.73	\$1,220.74	\$382.22
6	\$16,819.86	\$1,193.09	\$409.87
7	\$16,380.37	\$1,163.47	\$439.49
8	\$15,909.10	\$1,131.69	\$471.27
9	\$15,403.77	\$1,097.63	\$505.33
10	\$14,861.93	\$1,061.12	\$541.84
11	\$14,280.90	\$1,021.93	\$581.03
12	\$13,657.86	\$ 979.92	\$623.04

THE TABLE WILL BE DISPLAYED OR TYPED IN INCREMENTS OF 12.

# WANG 2200 SERIES PROGRAM

PAYROLL

TITLE

PF.14-2200.02A-00FI-1-1

12/1/73

NUMBER

DATE

2200A-02, 2215, 2216/2217

EQUIPMENT

## PROGRAM ABSTRACT

This program will calculate the gross and net pay for employees.

BLOCK	SAVE "NAME"	BYTES REQUIRED
9		

## PROGRAM DESCRIPTION

This program will calculate the gross and net pay for employees whose deduction information is known.

The following restraints must be honored:

1.  $1 \leq \text{Employee No.} \leq 50$
2.  $\$1.25 \leq \text{Hourly Rate} \leq \$10.00$
3.  $0 \leq \text{Hours Worked} \leq 100$

NOTE: The type of deductions shown (i.e., pension, health insurance, etc.) vary with each employee number. To demonstrate this effectively, key in different employee numbers each time the program is run.

OPERATING INSTRUCTIONS

EXAMPLE

Employee #25 is making \$5.75/Hr. and worked 45 Hrs. last week. What is his gross and net pay?

1. Key RESET
2. Key Special Function 7
3. INSTRUCTION
  
4. Key EMPLOYEE NO. , HOURLY RATE  
 , HOURS WORKED CR/LF
  
5. READ:

This program will calculate the gross and net pay for employees.

The following restraints must be honored.

1. EMPLOYEE NO. MUST BE AN INTEGER BETWEEN 1 AND 50.
2. HOURLY RATE MUST BE BETWEEN \$1.25 and \$10.00.
3. HOURS WORKED MUST BE BETWEEN 0 AND 100.

Input Employee No., hourly rate, hours worked.

4. Key 2 5 , 5 . 7 5 , 4 5  
CR/LF

Employee Number 25 has 1 exemption.

Gross Pay = \$273.13

Less Deductions:

Federal Tax	=	36.42
State Tax	=	1.82
FICA TAX	=	9.90
Net Pay	=	224.99

This page intentionally left blank.

# WANG 2200 SERIES PROGRAM

EPA/LEASE

TITLE

Pmi.05-2200.02A-00FI-2-1

12/1/73

NUMBER

DATE

2200A-02, 2215, 2216/2217, 2201

EQUIPMENT

## PROGRAM ABSTRACT

This program will allow 2200 system to be designed by the "buyer".

BLOCK	SAVE "NAME"	BYTES REQUIRED
11		

## PROGRAM DESCRIPTION

This program is designed to have the user create his own system and determine exactly what it will cost him.

The options are:

E.P.A.

E.P.A./Maintenance

Full Pay Lease (24, 36 or 60 Months)

Lease With Purchase (3, 12, 36, or 60 Months)

Lease With No Purchase (3, 12, 24 Months)

Discount (<5%)

G.S.A. Discount (3.5%)

Educational Discount (5%)

Hardcopy Output



OPERATING INSTRUCTIONS

EXAMPLE

1. Key

Control program is no longer resident.

2. Key

Program displays equipment data on the screen in groups of 12.

3. After each group is displayed:

INSTRUCTION

STOP KEY CONTINUE (EXEC)

4. Key

After all equipment data has been displayed, program continues with Step 5.

5. INSTRUCTION

PRESS CONTINUE (CR/LF) FOR KEY PICTURE

6. Key

Program displays KEY PICTURE.

7. INSTRUCTION

STOP DEPRESS APPROPRIATE FUNCTION KEY.

8. To clear out a prior configuration:

Key  Special Function 30

Proceed to Step 10.

9. To Create a System Configuration:

Key  Special Function 16

OPERATING INSTRUCTIONS

EXAMPLE

10. Read in upper left hand corner of display:

INSTRUCTION

KEY (EXEC) TO ACCEPT VALUE  
INPUT NEGATIVE VALUE TO BACK-UP LINES  
INPUT QUANTITY OF 99 TO END QUERY

Various equipment data will be displayed one line at a time.

11. To 'order' a piece of equipment.

Key Qty. desired

12. To accept the Qty. listed.

Key

13. To End Query:

Key 9 9

14. To change an item previously listed:

(Note: If you have already entered 9 9, go to Step 9.)

Key - No. of lines you wish to back-up

15. When finished, program displays:

INSTRUCTION

STOP FUNCTION KEYS 16 = REWORK  
17-18 = EPA 19-21 = LEASE/RENT PLANS

16. To 'Execute' an Equipment Purchase Agreement\*

Key  Special

Function 17

Screen displays E.P.A.

OPERATING INSTRUCTIONS

EXAMPLE

17. To 'Execute' an Equipment Purchase Agreement with Maintenance\*

Key  Special

Function 18

Screen displays E.P.A. with Maintenance.

18. To 'Execute' a Full Pay LEASE

Key  Special

Function 19

19. INSTRUCTION

MONTHS 24, 36, or 60

20. Key No. of Months

Screen will display appropriate Full Pay Lease

21. To 'Execute' a Lease with Purchase Option

Key  Special

Function 20

22. INSTRUCTION

MONTHS 3, 12, 36, or 60

23. Key No. Of Months

Screen displays appropriate plan.

24. To 'Execute' a Lease with no Purchase

Key  Special

Function 21

\*A system must have already been created.

OPERATING INSTRUCTIONS

EXAMPLE

25. INSTRUCTION

MONTHS 3, 12, 24

26. Key NO. OF MONTHS

Screen displays appropriate plan.

27. To Take A Discount (less than  
or equal to 5%)

Key  Special

Function 25

28. INSTRUCTION

PERCENT DISCOUNT =

29. Key DISCOUNT %

30. G.S.A. Discount (3.5%)

Key  Special

Function 26

31. Educational Discount (5%)

Key  Special

Function 27

32. To Print an E.P.A. on Plain  
Paper

Key  Special

Function 28

33. INSTRUCTION

DEPRESS KEY 17-21 (FORM DESIRED)  
THEN,

34. INSTRUCTION

1 - H.S. PRINTER,

2 - OUTPUT WRITER

OPERATING INSTRUCTIONS

EXAMPLE

35. Key 1 CR/LF

or

Key 0 CR/LF

36. To Print an E.P.A. on Special Form

Key SHIFT Special

Function 29

37. INSTRUCTION


INSERT SPECIAL FORM PAPER IN  
OUTPUT DEVICE


38. Go to Step 33

39. To display Key Picture

Key SHIFT Special

Function 31





**WANG LABORATORIES  
(CANADA) LTD.**  
180 Duncan Mill Road  
Don Mills, Ontario M3B 1Z6  
TELEPHONE (416) 449-7890  
TELEX 06-966546

**WANG EUROPE, S.A.**  
Buurtweg 13  
9412 Ottergem  
Belgium  
TELEPHONE: 053/74514  
TELEX: 26077

**WANG ELECTRONICS LTD.**  
1, Olympic Way, 4th Floor  
Wembley Park,  
Middlesex, England  
TELEPHONE: 01/903/6755  
TELEX: 923498

**WANG FRANCE SARL**  
47, Rue de la Chapelle  
Paris 18, France  
TELEPHONE 203.27.94 or 203.25.94

**WANG LABORATORIES GMBH**  
Moselstrasse No. 4  
6000 Frankfurt am Main  
West Germany  
TELEPHONE (0611) 252061-64

**WANG SKANDINAVISKA AB**  
Fredsgaten 17  
S-172-23  
Sundbyberg 1, Sweden  
TELEPHONE 08-98-12-45

**WANG NEDERLAND B.V.**  
Damstraat 2  
Utrecht, Netherlands  
TELEPHONE 030-930947

**WANG PACIFIC LTD.**  
61, King Yip Street, 1st Floor  
Kwun Tong Kowloon, Hong Kong  
TELEPHONE 3-434231/2

**WANG INDUSTRIAL CO., LTD.**  
110-118 Kuang-Fu N. Rd.  
Taipei, Taiwan  
Republic of China  
TELEPHONE 784181-3

**WANG GESELLSCHAFT MBH**  
Grinzinger Allee 16  
1190 Vienna 19  
Austria  
TELEPHONE (0222) 32.42.43

**WANG COMPUTER PTY. LTD.**  
25 Bridge Street  
Pymble, NSW 2073  
Australia  
TELEPHONE 449-6388

**WANG INTERNATIONAL  
TRADE, INC.**  
836 North Street  
Tewksbury, Massachusetts 01876  
TELEPHONE (617) 851-4111  
TWX 710-343-6769  
TELEX 94-7421

**WANG COMPUTER SERVICES**  
836 North Street  
Tewksbury, Massachusetts 01876  
TELEPHONE (617) 851-4111  
TWX 710-343-6769  
TELEX 94-7421  
24 Mill Street  
Arlington, Massachusetts 02174  
TELEPHONE (617) 648-8550

**WANG**

LABORATORIES, INC.

836 NORTH STREET, TEWKSBURY, MASSACHUSETTS 01876, TEL (617) 851-4111, TWX 710 343-6769, TELEX 94-7421

Printed in U.S.A.  
700-3115A  
1-74-5.5C