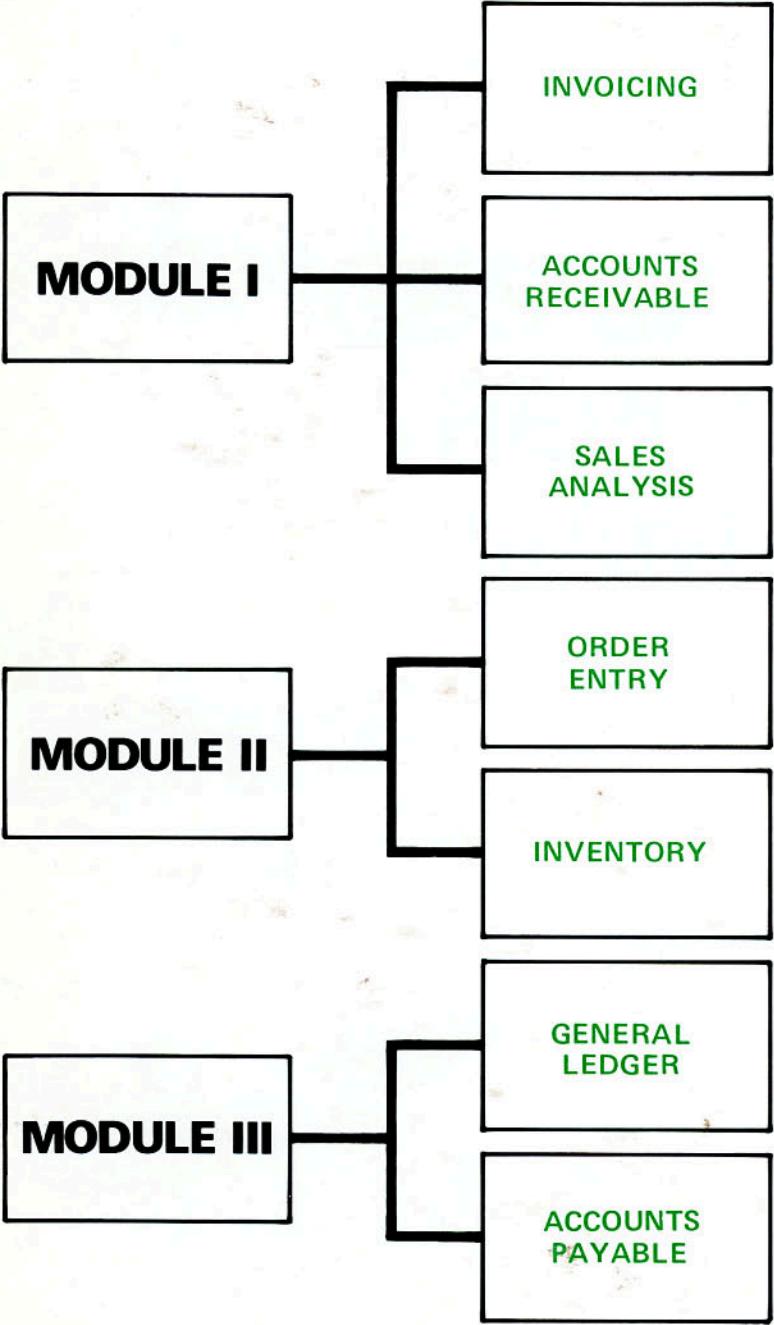



GBS SAMPLE REPORTS MANUAL






GBS SAMPLE REPORTS MANUAL

© Wang Laboratories, Inc., 1977



LABORATORIES, INC.

ONE INDUSTRIAL AVENUE, LOWELL, MASSACHUSETTS 01851, TEL. (617) 851-4111, TWX 710 343-6769, TELEX 94-7421



PREFACE

General Business System (GBS) is a business applications software package which is available from Wang Laboratories for installation by software vendors. The package contains those applications which are typically used by small businesses. GBS was not designed as a "turnkey" package, however it is a complete, operational system whose installation can be relatively simple if user-defined modifications are kept to a minimum. This is not to imply, however, that the system may be user-installed. There are many factors involved in installation which require the technical knowledge of a competent software vendor.

GBS is available in two versions designed to run on two different hardware configurations. The diskette version requires a 24K 2200T CPU with three diskette drives and a model 2221W printer. The disk version requires a 24K 2200T CPU, a 5 or 10 megabyte disk drive, a single diskette drive and a model 2221W printer. Allowable substitutions to the above are:

- 2200 VP CPU — No software modification is required and throughput speed is increased significantly.
- Model 2231W-2 Printer — Software changes are required where pre-printed forms are concerned. The changes have been made and are available on request from Wang Laboratories, Inc.

It is anticipated that this manual will be useful to the sales person in explaining GBS to the prospect. Also, it should be of value to the vendor in determining the extent of modifications required by the customer or prospect.





TABLE OF CONTENTS

INTRODUCTION	1
SAMPLE REPORTS	
Customer Master File Inquiry/List (MOD 1)	2
Customer Master File Inquiry/List (MOD 1)	3
Customer Sales Analysis (MOD 1)	4
Salesman Sales Analysis (MOD 1)	5
Inventory Master File Inquiry/List (MOD 1)	6
Inventory File Maintenance Audit Report (MOD 1)	7
Inventory Transaction Entries (MOD 1)	8
Stock Status Report (MOD 2)	9
Low Stock Report (MOD 2)	10
Inactive Items Report (MOD 2)	11
Product Sales Analysis (MOD 1)	12
Physical Inventory Sheets (MOD 2)	13
Physical Inventory Transaction Audit Report (MOD 2)	14
Physical Inventory Variance Report (MOD 2)	15
Shipping Papers (MOD 2)	16
Open Order File Inquiry/List (MOD 2)	17
Lost Sales/Estimated Shortages Report (MOD 2)	18
Order Register (MOD 2)	19
Shipping Adjustment Report (MOD 2)	20
Invoice (MOD 1)	21
Shipping Shortages (MOD 2)	22
Shipping Register (MOD 2)	23
Invoice Register (MOD 1)	24
Accounts Receivable Open Item File Inquiry/List (MOD 1)	25
Accounts Receivable Transaction Entry Audit Report (MOD 1)	26
Credit Report (MOD 1)	27
Accounts Receivable Aging Control Report (MOD 1)	28
Service Charge Control Report (MOD 1)	29
Aged Trial Balance (MOD 1)	30
Accounts/Receivable Statements (MOD 1)	31
Purge Program Transaction Report (MOD 1)	32
Control File Inquiry/List (MOD 1)	33

Audit Report (Chart of Accounts Maint.) (MOD 3)	34
Audit Report (Vendor Master File) (MOD 3)	35
A/P Transaction Report (MOD 3)	36
A/P Open Item Detail Report (MOD 3)	37
A/P Open Item Current Due Report (MOD 3)	38
A/P Payment Selection Report (MOD 3).....	39
A/P Checks (MOD 3).....	40
A/P Check Register (MOD 3)	41
A/P File Update Report (MOD 3)	42
Vendor Master File Inquiry/List (MOD 3)	43
Vendor Master File Inquiry/List (MOD 3)	44
A/P Open Item File Inquiry/List (MOD 3)	45
Control File Inquiry/List (MOD 3)	46
A/P Distribution Report (MOD 3)	47
Journal Entries Report (MOD 3).....	48
Detail Trial Balance (MOD 3)	49
Summary Trial Balance (MOD 3)	50
Income Statement (MOD 3)	51
Budget Report (MOD 3)	52
Balance Sheet (MOD 3)	53
Chart of Accounts File Inquiry/List (MOD 3)	54
Chart of Accounts File Inquiry/List (MOD 3)	55
DISKETTE FILE SIZE RESTRICTIONS	56
FLOW DIAGRAMS	
Overview	57
Module 1	58
Module 2 (Order Entry)	59
Module 2 (Inventory)	60
Module 3 (Accounts Payable)	61
Module 3 (General Ledger)	62
FILE LAYOUTS	63
Mod 1 Customer Master File (Bill To Record)	64
Mod 1 Customer Master File (Ship To Record)	65
Mod 1 Inventory Master File	66
Mod 1 Invoice Transaction File (Header Record)	67

Mod 1 Invoice Transaction File (Line Items)	68
Mod 1 Invoice Transaction File (Totals Record)	69
Mod 1 Accounts Receivable (Open Item Record)	70
Mod 1 Accounts Receivable (Balance Forward Record)	71
Mod 1 Salesman Master File	72
Mod 2 Open Order File (Header)	73
Mod 2 Open Order File (Line Items)	74
Mod 3 Vendor File	75
Mod 3 A/P Open Item	76
Mod 3 Chart of Accounts	77
Mod 3 Journal Entries	78



INTRODUCTION

This manual contains sample printouts of all of the significant output from the GBS system. Along with each report is a quick, capsule summary of the report.

Following all of the sample reports is a statement of the file size restrictions applying to the diskette version. Particular attention should be paid to these restrictions if a diskette system is being considered, as they are real, fixed, inflexible capacity restrictions. Such information is not available for the hard disk version because the nature of the disk is such that all files reside on one disk enabling a high degree of flexibility in file size (e.g. a large inventory file may be possible if the customer file is small, etc.).

Next are general overview diagrams of each module which can be useful in determining the content and flow of data within the system.

Lastly we have included the contents of the major files used. Each field is named and defined as to format type, length and usage.

As usual, comments, suggestions, criticisms, etc. are welcomed. It is suggested that they be submitted in writing to the Coordinator of Commercial Applications, Programming Dept., Lowell.

CUSTOMER MASTER FILE

ALL OPTION

CUST #	NAME	PHONE #	CREDIT LIMIT	SALESMAN #	A/R BALANCE
00050	BARNBARD CREATIONS	544-236-3310	10,000	010	877.26
00100	BRUCE SALON	617-667-0073	999,900	010	47,781.44
00150	COLLINS & COLLINS		0	010	47.35
00155	GRAHAMS CLEANING SVC	617-998-9389	10,000	012	183.58
00158	GYPSUM CABLE CO		0	018	
00200	HUDSON BUS LINES	617-566-8577	10,000	001	2,159.77
00300	JACK FARGO EXCHANGE		0	010	69.83
00350	JERRY'S DAIRY	603-552-2226	0	040	207.84
00400	JOHN F GORDON	617-599-5059	12,000	001	1,161.31
00450	JOHNSON MOTORS	617-663-9985	0	050	8.74
00500	KALLWALL SOLAR SUPPLY	617-851-4111	999,900	102	94.00
00600	KANSAS CITY PLUMBING	617-665-9855	0	010	100,292.82
00700	LESTER & MADDEN ASSOC		0	010	
00800	MARSHALL & MARSHALL	617-552-8874	0	110	367.81
00900	MCCORMICK DRUG		999,900	123	614.05
00950	NATIONAL SCIENCES INC	617-522-0099	600,000	160	
01000	RESEARCH CORP OF AMER		10,000	101	
01010	ROBERTSON SUPPLY INC	617-955-6632	100	012	613.92
01020	ROONEY'S ROCK SHOP		100,000	012	1,290.94
01030	SMITH COMPANY	603-637-5554	0	020	561.26
01040	THOMPSON CLOCK SHOP	617-256-3363	20,000	030	333.74
01060	WANG LABORATORIES INC	617-636-3331	50,000	001	

NO. OF RECORDS PROCESSED = 22

Customer Master File Inquiry/List (MOD 1)

This is one of many options available with the Inquiry/List program. This option extracts certain specific data fields from the Customer Master File and prints as shown.

CUSTOMER MASTER FILE

ALL OPTION

CUST # 00050
 BARBOARD CREATIONS
 505 MARLBORO AVE
 WINCHESTER MD 01774

PHONE # 544-236-3310
 CREDIT LIMIT 10000
 LOCATION CODE
 SALESMAN # 010

DISC CLASS 23L
 SVC CHG CODE 1
 PRICE CODE 1
 A/R CODE 1

LAST PAYMENT 02/27/77
 LAST ACTIVITY 02/28/77
 PARTIAL SHIP CD 1
 A/R BALANCE 877.26

CUST # 00100
 BRUCE SALON
 4 LA SALLETTE RD
 BILLERICA MASS 01821

PHONE # 617-667-0073
 CREDIT LIMIT 999900
 LOCATION CODE
 SALESMAN # 010

DISC CLASS 87P
 SVC CHG CODE 1
 PRICE CODE 1
 A/R CODE 0

LAST PAYMENT 02/27/77
 LAST ACTIVITY 02/28/77
 PARTIAL SHIP CD 1
 A/R BALANCE 47,781.44

SHIP-TO RECORDS

SUSAN L. GORDON
 64 MILL STREET
 APT 1
 WOBURN MASS 01810

HAIR CARE INC
 16 W BALTIMORE ST
 #1
 LYNN MA 01905

SHIP-TO RECORDS

EDNA PEARL'S PLACE
 108 COLONIAL DR
 ANDOVER MA 01810

HAIR CARE II
 A2 MILLARD DR
 BELLINGHAM MA 01881

SHIP-TO RECORDS

HAIR CARE III
 599 POLNDR ST
 BOXFORD MA 01185

6

CUST # 00150
 COLLINS & COLLINS
 345 W 16TH ST
 NEW YORK, NY 12887

PHONE #
 CREDIT LIMIT 000
 LOCATION CODE
 SALESMAN # 010

DISC CLASS 0
 SVC CHG CODE 0
 PRICE CODE 1
 A/R CODE 0

LAST PAYMENT 02/27/77
 LAST ACTIVITY 02/28/77
 PARTIAL SHIP CD Y
 A/R BALANCE 47.35

CUST # 00155
 GRAHAMS CLEANING SVC
 17 W BALTIMORE ST
 LYNN, MA 01905

PHONE # 617-998-9389
 CREDIT LIMIT 10000
 LOCATION CODE
 SALESMAN # 012

DISC CLASS 0
 SVC CHG CODE 0
 PRICE CODE 1
 A/R CODE 0

LAST PAYMENT 01/25/77
 LAST ACTIVITY 02/26/77
 PARTIAL SHIP CD 1
 A/R BALANCE 183.58

CUST # 00158
 GYPSUM CABLE CO
 15 MAPLE STREET
 BOSTON MASS 02111

PHONE #
 CREDIT LIMIT 000
 LOCATION CODE
 SALESMAN # 018

DISC CLASS 0
 SVC CHG CODE 0
 PRICE CODE 1
 A/R CODE 0

LAST PAYMENT
 LAST ACTIVITY
 PARTIAL SHIP CD 0
 A/R BALANCE

CUST # 00200
 HUDSON BUS LINES
 177 LANGLEY RD
 NEWTON CENTER MA

PHONE # 617-566-8577
 CREDIT LIMIT 10000
 LOCATION CODE
 SALESMAN # 001

DISC CLASS DIW
 SVC CHG CODE 0
 PRICE CODE 1
 A/R CODE 1

LAST PAYMENT 02/27/77
 LAST ACTIVITY 02/28/77
 PARTIAL SHIP CD 0
 A/R BALANCE 2,159.77

Customer Master File Inquiry/List (MOD 1)

This option of the Inquiry/List program prints the entire customer record including ship-to records. The entire file may be printed, or a range of customers or specific individual customers may be requested.

CUST #	NAME	CURRENT MONTH		YEAR TO DATE		MARGIN
		SALES	COST	SALES	COST	
00050	BARBARD CREATIONS	1,068.05	857.82	1,068.05	857.82	24.51
00100	BRUCE SALON	37,030.90	32,522.85	46,142.02	42,394.73	8.84
00150	COLLINS & COLLINS	192.77	182.76	192.77	182.76	5.48
00155	GRAHAMS CLEANING SVC	179.11	161.78	179.11	161.78	10.71
00158	GYPSUM CABLE CO					
00200	HUDSON BUS LINES	980.58	736.05	1,528.46	1,397.14	9.40
00300	JACK FARGO EXCHANGE	55.09	51.82	1,061.11	836.19	26.90
00350	JERRY'S DAIRY	1,015.27	877.86	1,015.27	877.86	15.65
00400	JOHN F. GORDON	2,644.76	1,985.48	3,729.65	3,032.51	22.99
00450	JOHNSON MOTORS	599.24	505.20	599.24	505.20	18.61
00500	KALLWALL SOLAR SUPPLY	287.10	235.47	1,393.46	1,011.20	37.80
00600	KANSAS CITY PLUMBING	1,005.62	799.01	101,337.55	1,073.36	### ##
00700	LESTER & MADDEN ASSOC			565.30	349.96	61.53
00800	MARSHALL & MARSHALL	135.62	116.74	570.53	465.13	22.66
00900	MCCORMICK DRUG	521.86	845.00	526.81	847.80	37.86-
00950	NATIONAL SCIENCES INC					
01000	RESEARCH CORP OF AMER			426.91	348.39	22.54
01010	ROBERTSON SUPPLY INC			426.91	348.39	22.54
01020	RODNEY'S ROCK SHOP	1,120.38	1,055.18	1,120.38	1,055.18	6.18
01030	SMITH COMPANY	504.36	368.86	504.36	368.86	36.73
01040	THEMPSON CLOCK SHOP	310.05	233.66	310.05	233.66	32.69
01060	WANG LABORATORIES INC					
	FINAL TOTAL	47,650.76	41,535.54	162,697.94	56,347.92	188.74

NO. OF RECORDS PROCESSED = 22

Customer Master File Inquiry/List (MOD 1)

This is one of many options available with the Inquiry/List program. This option extracts certain specific data fields from the Customer Master File and prints as shown.

SLSM #	NAME	TERR	CURRENT MONTH		YEAR TO DATE		MARGIN
			SALES	COST	SALES	COST	
001	JERRY JOYCE	12	3,625.34	2,721.53	4,695.11	3,805.05	23.39
010	JOHN BUSKIRK	123	39,352.43	34,414.26	50,032.57	45,695.11	9.49
012	FRANCIS HEALY	105	1,268.62	1,166.96	1,268.62	1,166.96	8.71
020	SAMUEL SMYTHE	120	504.36	368.86	504.36	368.86	36.73
030	CARL MASTERSON	123	310.05	233.66	310.05	233.66	32.69
040	SANDY SOUSA	108	1,015.27	877.86	1,015.27	877.86	15.65
050	ANNA SIMPSON	103	599.24	505.20	599.24	505.20	18.61
056	GARTH BELLOW	109					
100	MARCIA DANFORTH	109					
101	JANICE KANTOR	103	287.10	235.47	101,725.39	1,285.55	###.##
102	KERMIT SCHROEDER	123	688.35	1,011.74	2,547.33	2,409.67	5.71
160	MS LINDA PAAVOLA	551					
ZZZ	WASH ACCOUNT						
	FINAL TOTAL		47,650.76	41,535.54	162,697.94	56,347.92	188.74

NO. OF RECORDS PROCESSED = 13

Salesman Sales Analysis (MOD 1)

One line for each salesman on the Salesman Master File. Cost and margin are developed similarly to Customer and Product Sales Analysis.

PRODUCT #	000000000100	ON HAND	1,145	AVERAGE COST	0.75	PRICE 1	0.85
DESCRIPTION	NO. 2 PENCILS	REORDER POINT	75	LAST COST	0.70	PRICE 2	0.83
ALTERNATE ID	001	ON ORDER	75	LEAD TIME	14	PRICE 3	0.81
PREFIX	DZ	QTY ALLOCATED	283	LAST ACTIVITY	02/27/77		
U/M		TOTAL COST	858.75	LDC CODE	A3		
PRODUCT #	000000000150	ON HAND	833	AVERAGE COST	0.73	PRICE 1	0.80
DESCRIPTION	NO. 3 PENCILS	REORDER POINT	100	LAST COST	0.72	PRICE 2	0.80
ALTERNATE ID	001	ON ORDER	200	LEAD TIME	14	PRICE 3	0.80
PREFIX	DZ	QTY ALLOCATED	2	LAST ACTIVITY	02/27/77		
U/M		TOTAL COST	608.09	LDC CODE	A3		
PRODUCT #	000000000200	ON HAND	158	AVERAGE COST	0.20	PRICE 1	0.40
DESCRIPTION	FLAIR PEN BLACK	REORDER POINT	50	LAST COST	0.20	PRICE 2	0.38
ALTERNATE ID	002	ON ORDER	17	LEAD TIME	14	PRICE 3	0.38
PREFIX	EA	QTY ALLOCATED	431	LAST ACTIVITY	02/27/77		
U/M		TOTAL COST	31.60	LDC CODE	A4		
PRODUCT #	000000000250	ON HAND	461	AVERAGE COST	0.20	PRICE 1	0.40
DESCRIPTION	FLAIR PEN RED	REORDER POINT	300	LAST COST	0.18	PRICE 2	0.38
ALTERNATE ID	002	ON ORDER	120	LEAD TIME	14	PRICE 3	0.38
PREFIX	EA	QTY ALLOCATED		LAST ACTIVITY	02/27/77		
U/M		TOTAL COST	92.20	LDC CODE	A4		
PRODUCT #	000000000300	ON HAND	198-	AVERAGE COST	0.25	PRICE 1	0.40
DESCRIPTION	FLAIR PEN PURPLE	REORDER POINT	15	LAST COST	0.25	PRICE 2	0.38
ALTERNATE ID	002	ON ORDER	75	LEAD TIME		PRICE 3	0.38
PREFIX	LB	QTY ALLOCATED	635	LAST ACTIVITY	02/27/77		
U/M		TOTAL COST	49.50-	LDC CODE	A4		
PRODUCT #	000000000350	ON HAND	144-	AVERAGE COST	0.21	PRICE 1	0.40
DESCRIPTION	FLAIR PEN YELLOW	REORDER POINT	15	LAST COST	0.22	PRICE 2	0.38
ALTERNATE ID	002	ON ORDER	15	LEAD TIME	14	PRICE 3	0.38
PREFIX	EA	QTY ALLOCATED		LAST ACTIVITY	02/27/77		
U/M		TOTAL COST	30.24-	LDC CODE	A4		
PRODUCT #	000000000400	ON HAND	538	AVERAGE COST	1.50	PRICE 1	1.98
DESCRIPTION	WHITE LINED PAPER	REORDER POINT	12	LAST COST	1.25	PRICE 2	1.96
ALTERNATE ID	003	ON ORDER	0	LEAD TIME	6	PRICE 3	1.90
PREFIX	PK	QTY ALLOCATED	109	LAST ACTIVITY	02/27/77		
U/M		TOTAL COST	693.00-	LDC CODE	A5		
PRODUCT #	000000000450	ON HAND	23	AVERAGE COST	1.53	PRICE 1	1.98
DESCRIPTION	WHITE PAPER BLANK	REORDER POINT	10	LAST COST	1.55	PRICE 2	1.96
ALTERNATE ID	003	ON ORDER	50	LEAD TIME	14	PRICE 3	1.90
PREFIX	PK	QTY ALLOCATED	60	LAST ACTIVITY	02/27/77		
U/M		TOTAL COST	35.19	LDC CODE	A5		
PRODUCT #	000000000500	ON HAND	499	AVERAGE COST	1.75	PRICE 1	2.05
DESCRIPTION	YELLOW LINED PAPER	REORDER POINT	65	LAST COST	1.65	PRICE 2	2.05
ALTERNATE ID	003	ON ORDER	0	LEAD TIME	2	PRICE 3	2.00
PREFIX	PK	QTY ALLOCATED		LAST ACTIVITY	02/27/77		
U/M		TOTAL COST	873.25	LDC CODE	A5		

Inventory Master File Inquiry/List (MOD 1)

This option prints the entire product record. Other options allow for condensed print of certain selected information and for printing of sales analysis data.

INVENTORY MAINT. CONTROL REPORT

PROD I.D.	FIELD NAME	FUNCTION	OLD FIELD	NEW FIELD
000000000100	PRICE 1	CHANGE	.80	.85
000000000100	ALT. ID	CHANGE		.83
000000000100	ALT. ID	CHANGE	.83	
000000000100	PRICE 2	CHANGE	.80	.83
000000000100	PRICE 3	CHANGE	.80	.81
000000000525		ADD		

SMALL WHITE WRITING TAB

Inventory File Maintenance Audit Report (MOD 1)

An audit list of all of the transactions processed through Inventory File Maintenance displaying the original data and the new data. Similar Audit Reports are generated as a by-product of all master file maintenance programs.

INVENTORY TRANSACTION ENTRIES

PROD ID	DESCRIPTION	U/M	TYPE	DATE	QUANTITY	UNIT COST	TOTAL COST
000000000100	ND. 2 PENCILS	DZ	R	03/11/77	100	0.70	70.00
000000000150	ND. 3 PENCILS	DZ	R	03/11/77	500	0.72	360.00
000000000200	FLAIR PEN BLACK	EA	W	03/11/77	10-	0.20	2.00-
000000000350	FLAIR PEN YELLOW	EA	R	03/11/77	100	0.22	22.00
000000000650	FOLDERS BLUE	DZ	R	03/11/77	200	2.35	470.00
000000000700	FOLDERS YELLOW	DZ	R	03/11/77	100	2.35	235.00
000000000900	16 INCH PLASTIC RULER	EA	W	03/11/77	55-	0.42	23.10-
000000001000	BIC PENS	DZ	W	03/11/77	1-	2.37	2.37-
000000002222	OFFICE GLUE	EA	R	03/11/77	545	0.95	517.75
	TOTAL				1479		1,547.28

Inventory Transaction Entries (MOD 1)

An audit listing of the inventory receipts and withdrawals entered. Unit cost is averaged by the cost of each receipt.

STOCK STATUS REPORT

PRODUCT #	DESCRIPTION	LDC CODE	U/M	LAST ACTIVITY	ON HAND	ALLOCATED	NET AVAIL	REORDER POINT	AVG COST	TOTAL COST
000000000100	NO. 2 PENCILS	A3	DZ	03/11/77	1,245	283	962	25	0.75	933.75
000000000150	NO. 3 PENCILS	A3	DZ	03/11/77	1,333	2	1,331	100	0.73	973.09
000000000200	FLAIR PEN BLACK	A4	EA	03/11/77	148	431	283-	50	0.20	29.60
000000000250	FLAIR PEN RED	A4	EA	02/27/77	461	0	461	300	0.20	92.20
000000000300	FLAIR PEN PURPLE	A4	LB	02/27/77	198-	635	833-	15	0.25	49.50-
000000000350	FLAIR PEN YELLOW	A4	EA	03/11/77	44-	0	44-	15	0.21	9.24-
000000000400	WHITE LINED PAPER	A5	PK	02/27/77	538	109	429	12	1.50	807.00
000000000450	WHITE PAPER BLANK	A5	PK	02/27/77	23	60	37-	10	1.53	35.19
000000000500	YELLOW LINED PAPER	A5	PK	02/27/77	499	0	499	65	1.75	873.25
000000000525	SMALL WHITE WRITING TAB	A5	PK	02/27/77	500	0	500	250	0.50	250.00
000000000550	YELLOW PAPER BLANK	A5	PK	02/27/77	748	50	698	550	1.69	1,264.12
000000000600	FOLDERS GREEN	A6	DZ	02/27/77	615	72	543	50	2.26	1,389.90
000000000650	FOLDERS BLUE	A5	DZ	03/11/77	603	5	598	50	2.30	1,386.90
000000000700	FOLDERS YELLOW	A5	DZ	03/11/77	345-	70	415-	0	2.30	793.50-
000000000750	FOLDERS BLACK	A5	DZ	02/27/77	578	0	578	70	2.30	1,329.40
000000000800	12 INCH PLASTIC RULER	A7	EA	02/27/77	143-	1	144-	10	0.39	55.77-
000000000850	12 INCH WOODEN RULER	A7	EA	02/27/77	323-	105	428-	20	0.48	155.04-
000000000900	16 INCH PLASTIC RULER	A7	EA	03/11/77	482-	138	620-	15	0.42	202.44-
000000000950	16 INCH WOODEN RULER	A7	EA	02/27/77	74-	0	74-	0	0.65	48.10-
000000001000	RIC PENS	A8	DZ	03/11/77	318-	10	328-	1,000	2.37	753.66-
000000001050	GOLD FILLED PENS	A8	1	01/25/77	750	0	750	600	12.00	9,000.00
000000001100	RUBBER ERASERS	A10	BX	02/27/77	704	0	704	75	1.07	753.28
000000002222	OFFICE GLUE	A15	EA	03/11/77	1,343	15	1,328	150	0.90	1,208.70
ZZZZZZZZZZZZ	WASH ACCOUNT			01/25/77	0	0	0	0	0.00	0.00

REPORT TOTAL 18,259.13

Stock Status Report (MOD 2)
 Detail listing of the Product Master File showing quantities on hand, allocated, available etc. for each item on the file.

LOW STOCK REPORT

PRODUCT #	DESCRIPTION	U/M	ON HAND	ALLOCATED	NET AVAIL	REORDER POINT	LEAD TIME	LAST ACTIVITY	REMARKS
000000000200	FLAIR PEN BLACK	EA	148	431	283-	50	14	03/11/77	OVERALLOCATED
000000000300	FLAIR PEN PURPLE	LB	198-	635	833-	15	14	02/27/77	OUT OF STOCK
000000000350	FLAIR PEN YELLOW	EA	44-	0	44-	15	14	03/11/77	OUT OF STOCK
000000000450	WHITE PAPER BLANK	PK	23	60	37-	10	14	02/27/77	OVERALLOCATED
000000000700	FOLDERS YELLOW	DZ	345-	70	415-	0	1	03/11/77	OUT OF STOCK
000000000800	12 INCH PLASTIC RULER	EA	143-	1	144-	10	1	02/27/77	OUT OF STOCK
000000000850	12 INCH WOODEN RULER	EA	323-	105	428-	20	0	02/27/77	OUT OF STOCK
000000000900	16 INCH PLASTIC RULER	EA	482-	138	620-	15	14	03/11/77	OUT OF STOCK
000000000950	16 INCH WOODEN RULER	EA	74-	0	74-	0	14	02/27/77	OUT OF STOCK
000000001000	BIC PENS	DZ	318-	10	328-	1,000	7	03/11/77	OUT OF STOCK

Low Stock Report (MOD 2)
 A listing of those products on the Product Master File whose On Hand quantities are less than the reorder point quantity.

PRODUCT #	DESCRIPTION	U/M	ON HAND	ALLOCATED	NET AVAIL	REORDER POINT	LEAD TIME	LAST ACTIVITY
000000000250	FLAIR PEN RED	EA	461	0	461	300	14	02/27/77
000000000300	FLAIR PEN PURPLE	LB	198-	635	833-	15		02/27/77
000000000400	WHITE LINED PAPER	PK	538	109	429	12	6	02/27/77
000000000450	WHITE PAPER BLANK	PK	23	60	37-	10	14	02/27/77
000000000500	YELLOW LINED PAPER	PK	499	0	499	65	2	02/27/77
000000000525	SMALL WHITE WRITING TAB	PK	500	0	500	250	1	02/27/77
000000000550	YELLOW PAPER BLANK	PK	748	50	698	550		02/27/77
000000000600	FOLDERS GREEN	DZ	615	72	543	50	14	02/27/77
000000000750	FOLDERS BLACK	DZ	578	0	578	70	0	02/27/77
000000000800	12 INCH PLASTIC RULER	EA	143-	1	144-	10	1	02/27/77
000000000850	12 INCH WOODEN RULER	EA	323-	105	428-	20	0	02/27/77
000000000950	16 INCH WOODEN RULER	EA	74-	0	74-	0	14	02/27/77
000000001050	GOLD FILLED PENS	1	750	0	750	600	1	01/25/77
000000001111	RUBBER ERASERS	BX	704	0	704	75		02/27/77
ZZZZZZZZZZZZ	WASH ACCOUNT		0	0	0	0		01/25/77

Inactive Items Report (MOD 2)

A listing of those items on the Product Master File whose "last activity" date is equal to or prior to a date entered by the operator.

INVENTORY MASTER FILE

ALL OPTION

PRODUCT #	DESCRIPTION	CURRENT MONTH		YEAR TO DATE		UNITS	COST	MARGIN
		UNITS	SALES	UNITS	SALES			
00000000100	NO. 2 PENCILS	743	2,910.96	3,735.08	22.06-	790	4,018.56	17.78-
00000000150	NO. 3 PENCILS	167	129.76	122.01	6.35	167	129.76	6.35
00000000200	FLAIR PEN BLACK	487	4,760.27	3,940.40	20.81	537	4,804.79	21.55
00000000250	FLAIR PEN RED	189	71.81	37.80	89.97	189	37.80	89.97
00000000300	FLAIR PEN PURPLE	2,634	32,376.83	25,345.28	27.74	2,736	25,870.44	27.75
00000000350	FLAIR PEN YELLOW	340	127.15	71.40	78.08	340	71.40	78.08
00000000400	WHITE LINED PAPER	468	959.58	702.00	36.69	517	2,505.20	47.84
00000000450	WHITE PAPER BLANK	112	218.03	171.36	27.24	112	171.36	27.24
00000000500	YELLOW LINED PAPER	152	286.14	264.94	8.00	315	377.41	14.11
00000000525	SMALL WHITE WRITING TAB	190	381.94	321.10	18.95	190	321.10	18.95
00000000550	YELLOW PAPER BLANK	1,089	1,169.30	1,388.36	15.78-	1,124	1,405.36	15.20-
00000000600	FOLDERS GREEN	460	1,363.50	1,044.08	30.59	460	1,044.08	30.59
00000000650	FOLDERS BLUE	632	2,001.24	1,459.97	37.07	668	1,676.13	33.20
00000000700	FOLDERS YELLOW	172	578.12	395.60	46.14	172	395.60	46.14
00000000750	FOLDERS BLACK	280	133.54	110.08	21.31	446	320.90	3.58
00000000800	12 INCH PLASTIC RULER	458	348.48	219.84	58.52	458	219.84	58.52
00000000850	12 INCH WOODEN RULER	435	240.62	182.73	31.68	529	10,992.73	2.27
00000000900	16 INCH PLASTIC RULER	184	171.95	119.60	43.77	184	119.60	43.77
00000000950	16 INCH WOODEN RULER	659	1,986.86	1,542.93	28.77	659	1,542.93	28.77
00000010000	BIC PENS	78	86.76	79.46	9.19	98	85.06	13.54
00000010050	GOLD FILLED PENS	332	299.80	281.52	6.49	332	281.52	6.49
00000010111	RUBBER ERASERS	150	1,307.50			210		
00000020222	OFFICE GLUE							
ZZZZZZZZZZZ	WASH ACCOUNT							
	FINAL TOTAL	10,471	51,910.14	41,535.54	24.98	11,233	56,383.82	730.90

NO. OF RECORDS PROCESSED = 24

Product Sales Analysis (MOD 1)
 One line for each item in the Product Master File. Cost is developed by extending the quantity sold times the average unit cost on the file. Margin represents the percentage of difference between Sales and Cost.

PRODUCT #	DESCRIPTION	U/M	LOC	PHYSICAL COUNT	VERIFIED COUNT
000000000400	WHITE LINED PAPER	PK	A5	-----	-----
000000000450	WHITE PAPER BLANK	PK	A5	-----	-----
000000000500	YELLOW LINED PAPER	PK	A5	-----	-----
000000000525	SMALL WHITE WRITING TAB	PK	A5	-----	-----
000000000550	YELLOW PAPER BLANK	PK	A5	-----	-----
000000000650	FOLDERS BLUE	DZ	A5	-----	-----
000000000700	FOLDERS YELLOW	DZ	A5	-----	-----
000000000750	FOLDERS BLACK	DZ	A5	-----	-----

COUNTED BY _____
 VERIFIED BY _____

Physical Inventory Sheets (MOD 2)

This program sorts the Product Master File by location code and prints Inventory Taking Sheets. A separate page is printed for each location. The program was designed to allow printing on 8½" x 11" paper for ease of handling by inventory takers.

PHYSICAL INVENTORY TRANSACTION LIST

PRODUCT #	QUANTITY
00000000100	1,240
00000000150	1,333
00000000100	5
00000000200	148
00000000250	461
00000000300	0
00000000350	44-
00000000400	538
00000000450	23
00000000500	499
00000000550	500
00000000600	748
00000000400	538
00000000650	603
00000000750	578
00000000800	143-
00000000850	0
00000000950	0
00000001000	0
00000002222	1,343

Physical Inventory Transaction Audit Report (MOD 2)

An audit listing of the physical inventory quantities entered from the inventory sheets. Enables hard copy verification of entered data.

PHYSICAL INVENTORY VARIANCE REPORT

PRODUCT #	DESCRIPTION	U/M	LOC	ON HAND QUANTITY	PHYSICAL QUANTITY	QUANTITY VARIANCE	AVERAGE COST	COST VARIANCE
000000000300	FLAIR PEN PURPLE	LB	A4	198-	0	198-	0.25	49.50-
000000000525	SMALL WHITE WRITING TAB	PK	A5	500	500	500	0.50	250.00
000000000550	YELLOW PAPER BLANK	PK	A5	748	748	248	1.69	419.12
000000000600	FOLDERS GREEN	DZ	A6	615	0	133-	2.26	300.58-
000000000700	FOLDERS YELLOW	DZ	A5	345-	0	345-	2.30	793.50-
000000000850	12 INCH WOODEN RULER	EA	A7	323-	0	323-	0.48	155.04-
000000000900	16 INCH PLASTIC RULER	EA	A7	482-	0	482-	0.42	202.44-
000000000950	16 INCH WOODEN RULER	EA	A7	74-	0	74-	0.65	48.10-
000000001000	BIC PENS	DZ	A8	318-	0	318-	2.37	753.66-
000000001050	GOLD FILLED PENS	1	A8	750	0	750	12.00	9,000.00
000000001111	RUBBER ERASERS	704		704	0	704	1.07	753.28
ZZZZZZZZZZZZ	WASH ACCOUNT	BX	A10	0	0	0	0.00	0.00

ON HAND VALUE TOTAL 18,259.13
 PHYSICAL VALUE TOTAL 10,139.55
 VARIANCE VALUE TOTAL 8,119.58

Physical Inventory Variance Report (MOD 2)

A listing of those products whose physical count differed from the On Hand quantity on the Product Master File. The variance quantity is extended by the average cost on file to generate a theoretical dollar value of the variance.

SHIPPING PAPERS

SHIP TO:
(SAME AS "SOLD TO" UNLESS INDICATED)

00350 JERRY'S DAIRY
156 W PRINCETON ST
MANCHESTER NH 03103

ORDER NO.	ORDER DATE	CUSTOMER P.O. NO.	DESCRIPTION
00038	03/11/77	56	

000000000100 NO. 2 PENCILS
000000000800 12 INCH PLASTIC
000000000850 12 INCH WOODEN R

SAME

SHIP TO:
(SAME AS "SOLD TO" UNLESS INDICATED)

HAIR CARE INC
16 W BALTIMORE ST
#1
LYNN MA 01905

00100 BRUCE SALON
4 LA SALLETTTE RD
BILLERICA MASS 01821

SHIPPING PAPERS

NO PARTIAL SHIPMENTS

ORDER NO.	ORDER DATE	CUSTOMER P.O. NO.	SALESMAN NO.	TERMS	SHIP VIA	
00039	03/11/77	1123-33	010	2/15 NET 30	JOHNSON FRT	
PRODUCT NO.	DESCRIPTION	U/M	LOCATION	QTY. ORDERED	QTY. SHIPPED	UNIT PRICE
000000000650	FOLDERS BLUE	DZ	A5	1		3.25
00000001000	BIC PENS	DZ	A8	10		3.10
000000000250	FLAIR PEN RED	EA	A4	50		0.40
000000000200	FLAIR PEN BLACK	EA	A4	1		0.40
000000000800	12 INCH PLASTIC RULER	EA	A7	1		0.55
000000000100	NO. 2 PENCILS	DZ	A3	5		0.85
000000000150	NO. 3 PENCILS	DZ	A3	2		0.80
000000000525	SMALL WHITE WRITING TAB	PK	A5	50		0.69

Shipping Papers (MOD 2)
Shipping Papers (orders, picking sheets, etc.) are the result of output from the Order Entry program. There is also a stand alone program allowing selective print of orders from the Open Order file.

ORDER # 00013 CUST # 00100 SHIP--TO SUSAN L GORDON CUST PO 6651 SLS TAX ID 120
 BILL--TO BRUCE SALON 4 LA SALLETTA RD SHIP VIA CAB 64 MILL STREET SHIP VIA CAB P/C SLS TAX ID 0.00
 APT J WOBURN MASS 01810 SLEWMAN # 010 P/C SLS TAX ID 0.00
 BILLERICA MASS 01821 WOBURN MASS 01810 SLEWMAN # 010 P/C SLS TAX ID 0.00

LINE #	PRODUCT #	DESCRIPTION	LOC	PRICE	D/RIDE TAX	U/M	QTY	ORD	QTY	REL	DISC %	UNIT PRICE	NET AMT
6	000000000550	FOLDERS BLUE	A5	0	0	DZ	5	5	5	5	1.00	3.25	16.25
7	000000000600	FOLDERS GREEN	A6	0	0	DZ	6	6	6	6	1.00	3.25	19.50
8	000000001111	RUBBER ERASERS	A10	0	0	BX	5	5	5	5	5.00	1.20	5.70
9	000000002252	OFFICE GLUE	A15	0	0	EA	15	15	15	15	0.95	0.95	14.25
10		ERASERS ARE A REPLACE--											
11		MENT SHIPMENT											
12	000000000700	FOLDERS YELLOW	A5	0	0	DZ	5	5	5	5	10.00	3.50	15.75

ORDER # 00015 CUST # 01060 SHIP--TO WANG LABS CUST PO 9668-00 SLS TAX ID 111
 BILL--TO WANG LABORATORIES INC 6 MEDIAN ST SHIP VIA J&J 256 NORTH ST SHIP VIA J&J P/C SLS TAX ID 0.00
 MALDEN MA 02744 TEMKSRURY SLEWMAN # 001 P/C SLS TAX ID 0.00

LINE #	PRODUCT #	DESCRIPTION	LOC	PRICE	D/RIDE TAX	U/M	QTY	ORD	QTY	REL	DISC %	UNIT PRICE	NET AMT
1	000000000350	12 INCH WOODEN RULER	A7	0	0	EA	5	5	5	5	10.00	0.80	3.60
2	000000000900	16 INCH PLASTIC RULER	A7	0	0	EA	25	25	25	25	10.00	0.60	13.50
3	000000000100	NO. 2 PENCILS	A3	0	0	DZ	1	1	1	1	10.00	0.80	0.72

ORDER # 00019 CUST # 00700 SHIP--TO LESTER WAREHOUSE CUST PO 65 SLS TAX ID 111
 BILL--TO LESTER & MADON ASSOC 123 S MISSION WAY SHIP VIA EXPRESS 34 BACK BAY AVE SHIP VIA EXPRESS P/C SLS TAX ID 5.00
 BROCKTON MA 10233 NEWTON CENTER MA 01778 SLEWMAN # 010 P/C SLS TAX ID 0.00

LINE #	PRODUCT #	DESCRIPTION	LOC	PRICE	D/RIDE TAX	U/M	QTY	ORD	QTY	REL	DISC %	UNIT PRICE	NET AMT
1	000000000300	FLAJR PEN PURPLE	A4	0	0	LP	1	1	1	1	1.00	0.40	0.39
2	000000000400	WHITE LINED PAPER	A5	0	0	PK	50	50	50	50	10.00	1.98	89.10
3	000000000450	WHITE PAPER BLANK	A5	0	0	PK	50	50	50	50	10.00	1.98	89.10
4		SMALL PAD PAPER		1	1	T	5	5	5	5	1.25	1.25	6.25

Open Order File Inquiry/List (MOD 2)

This option of the Inquiry/List program prints all of the data stored for an order. Optionally, the operator may select all orders to print or specify a range of order numbers or select individual orders. Further options allow printing the entire order, printing a condensed version of the header record only or printing only the line items. Screen display is also available, with or without hard copy print.

LOST SALES AND ESTIMATED SHORTAGES DETAIL

PRODUCT #	DESCRIPTION	ORDER/LINE #	QTY ORD	QTY REL	LOST SALE	UNIT PRICE	LOST SALE AMOUNT	EST SHORT
000000000200	FLAIR PEN BLACK	00039 04	1					1
000000000200	FLAIR PEN BLACK	00041 02	5		5	0.40	2.00	5
000000000200	FLAIR PEN BLACK	00043 02	11					11
	PRODUCT TOTAL		10	17	5		2.00	17
000000000350	FLAIR PEN YELLOW	00043 01	12		12	0.38	4.56	0
	PRODUCT TOTAL		12		12		4.56	0
000000000700	FOLDERS YELLOW	00042 03	26		26	3.50	35.00	26
000000000700	FOLDERS YELLOW	00045 01	10		10			26
	PRODUCT TOTAL		10	26	10		35.00	26
000000000800	12 INCH PLASTIC RULER	00045 02	3					3
000000000800	12 INCH PLASTIC RULER	00039 05	1					1
000000000800	12 INCH PLASTIC RULER	00038 02	10					10
	PRODUCT TOTAL		14					14

LOST SALES AND ESTIMATED SHORTAGES SUMMARY

PRODUCT #	DESCRIPTION	QTY ORD	QTY REL	LOST SALE	LOST SALE AMOUNT	EST SHORT
000000000200	FLAIR PEN BLACK	10	17	5	2.00	17
000000000350	FLAIR PEN YELLOW	12		12	4.56	0
000000000700	FOLDERS YELLOW	10	26	10	35.00	26
000000000800	12 INCH PLASTIC RULER	40	14	40	32.00	0
000000000850	12 INCH WOODEN RULER	12	48	12	7.20	48
000000000900	16 INCH PLASTIC RULER	100	30	80	248.00	30
	BIC PENS					
	REPORT TOTAL	184	135	159	328.76	135

Lost Sales/Estimated Shortages Report (MOD 2)

This report shows in detail and/or summary form, in product number sequence, those items for which shortages occurred as a result of Order Entry. The Lost Sale column indicates those items for which the operator reduced the ordered quantity in response to an overallocation message on the screen. Estimated shortages occur when the operator ignores or overrides an overallocation message.

ORDER REGISTER DETAIL

ORDER/LN	CUST#	NAME	PRODUCT #	DESCRIPTION	QTY ORD	QTY REL	UNIT PRICE	NET AMT	CRED HOLD
00038	00350	JERRY'S DAIRY	000000000100	NO. 2 PENCILS	5	5	0.85	3.82	
02			000000000800	12 INCH PLASTIC RULER	10	10	0.55	5.50	
03			000000000850	12 INCH WOODEN RULER	15		0.80		
		ORDER TOTAL			30	15		9.32	
00039	00100	BRUCE SALON	000000000650	FOLDERS BLUE	1	1	3.25	3.25	
02			000000001000	BIC PENS	10	10	3.10	31.00	
03			00000000250	FLAIR PEN RED	50	50	0.40	20.00	
04			00000000200	FLAIR PEN BLACK	1	1	0.40	0.36	
05			000000000800	12 INCH PLASTIC RULER	1	1	0.55	0.55	
06			00000000100	NO. 2 PENCILS	5	5	0.85	3.82	
07			00000000150	NO. 3 PENCILS	2	2	0.80	1.60	
08			000000000525	SMALL WHITE WRITING TAB	50	50	0.69	31.05	
		ORDER TOTAL			120	120		91.63	

ORDER REGISTER SUMMARY

ORDER/LN	CUST#	NAME	QTY ORD	QTY REL	UNIT PRICE	NET AMT	CRED HOLD
00038	00350	JERRY'S DAIRY	30	15		9.32	**
00039	00100	BRUCE SALON	120	120		91.63	**
00040	00600	KANSAS CITY PLUMBING	48	11		9.98	**
00041	01040	THEMPSON CLOCK SHOP	53	48		62.16	**
00042	01060	WANG LABORATORIES INC	142	62		165.24	**
00043	00450	JOHNSON MOTORS	23	11		4.18	**
00044	00400	JOHN F GORDON	5	5		4.75	**
00045	00050	BARNBARD CREATIONS	13	3		1.65	**
00046	00150	COLLINS & COLLINS	181	181		148.10	**
		BATCH TOTAL	615	456		497.01	

REGISTER TOTAL 615 456 497.01

Order Register (MOD 2)

A detail and/or summary listing of orders entered. Asterisks indicate customers whose outstanding balance exceeds their credit limit. Indication is also given for those products where the operator has overridden the master file price and entered a different price.

When multiple batches are run consecutively a final total is accumulated and printed.

SHIPPING ADJUSTMENT REPORT

ORDER #	CUST #	NAME	LINE #	TRANS TYPE	FIELD DESCRIPTION	VALUE BEFORE	VALUE AFTER
00038	00350	JERRY'S DAIRY	3	DELETE	PRODUCT #	000000000850	
			2	CHANGE	QUANTITY SHIPPED	10	1
				CHANGE	FREIGHT	0.00	0.36
00039	00100	BRUCE SALON	1	CHANGE	QUANTITY SHIPPED	1	0
			3	CHANGE	QUANTITY SHIPPED	50	25
			9	ADD	PRODUCT #	000000000350	
			9	ADD	QUANTITY SHIPPED	0	25
			9	ADD	DISCOUNT %	0.00	10.00
			9	ADD	TAXABLE		
			8	CHANGE	QUANTITY SHIPPED	50	30
				CHANGE	FREIGHT	0.00	5.22
				CHANGE	SPECIAL CHG/CR	0.00	1.50
00044	00400	JOHN F GORDON	1	CHANGE	QUANTITY SHIPPED	5	2
				CHANGE	FREIGHT	0.00	0.20
00042	01060	WANG LABORATORIES INC	3	CHANGE	COLLECT (Y OR N)	Y	N
				CHANGE	QUANTITY SHIPPED	26	6
00045	00050	BARNBOARD CREATIONS	1	DELETE	PRODUCT #	000000000700	
				CHANGE	INVOICE DISCOUNT %	0.00	2.00
00046	00150	COLLINS & COLLINS	1	CHANGE	QUANTITY SHIPPED	48	40
			4	CHANGE	QUANTITY SHIPPED	116	110
			5	CHANGE	QUANTITY SHIPPED	5	0
				CHANGE	INVOICE DISCOUNT %	0.00	5.00

ADJUSTMENTS TOTAL 19

ADDITIONS 1
 CHANGES 16
 DELETIONS 2
 PRICE CHANGES 0

Shipping Adjustment Report (MOD 2)

The Order Entry system allows complete flexibility in adjusting orders at the time of invoicing. This report provides a record of all changes entered at invoicing time.

SOLD TO:

JERRY'S DAIRY
156 W PRINCETON ST
MANCHESTER NH 96331

CUSTOMER P. O.	CUSTOMER ID.	TERMS
56	00350	2/15 NET 30

PART NUMBER	QUANTITY	DESCRIPTION
00000000100	5	NO. 2 PENCILS
00000000800	1	12 INCH PLAST

SALES TAX 1	SALES TAX 2	SALES TAX 3	FREIGHT
0.08	0.12	0.16	0.

CASH DISCOUNT OF 02.00% IF PAID BY

SHIP TO:
(SAME AS "SOLD TO" UNLESS INDICATED)

SAME

SOLD TO:

BRUCE SALON
4 LA SALLETTTE RD
BILLERICA MASS 01821

SHIP TO:
(SAME AS "SOLD TO" UNLESS INDICATED)

HAIR CARE INC
16 W BALTIMORE ST
#1
LYNN MA 01905

CUSTOMER P. O.	CUSTOMER ID.	TERMS	SHIP VIA	P./C.	SALESMAN NO.	INVOICE DATE	INVOICE NO.													
1123-33	00100	2/15 NET 30	JOHNSON FRT	C	010	03/11/77	50													
PART NUMBER	QUANTITY	DESCRIPTION	UNIT PRICE	DISC. AMOUNT	NET AMOUNT															
00000000650	10	FOLDERS BLUE	3.25		31.00															
00000001000	25	BIC PENS	3.10		10.00															
00000000250	1	FLAIR PEN RED	0.40	0.04	0.36															
00000000200	1	FLAIR PEN BLACK	0.40	0.43	0.55															
00000000800	5	12 INCH PLASTIC RULER	0.85		3.82															
00000000100	2	NO. 2 PENCILS	0.80		1.60															
00000000150	30	SMALL WHITE WRITING TAB	0.69	2.07	18.63															
00000000525	25	FLAIR PEN YELLOW	0.40	1.00	9.00															
<table border="1"> <thead> <tr> <th>SALES TAX 1</th> <th>SALES TAX 2</th> <th>SALES TAX 3</th> <th>FREIGHT</th> <th>INVOICE DISC.</th> <th>SPEC. CHARGE/CREDIT</th> <th>INVOICE TOTAL</th> </tr> </thead> <tbody> <tr> <td>1.25</td> <td>1.88</td> <td>2.51</td> <td>5.22</td> <td>3.75</td> <td>1.50</td> <td>83.57</td> </tr> </tbody> </table>							SALES TAX 1	SALES TAX 2	SALES TAX 3	FREIGHT	INVOICE DISC.	SPEC. CHARGE/CREDIT	INVOICE TOTAL	1.25	1.88	2.51	5.22	3.75	1.50	83.57
SALES TAX 1	SALES TAX 2	SALES TAX 3	FREIGHT	INVOICE DISC.	SPEC. CHARGE/CREDIT	INVOICE TOTAL														
1.25	1.88	2.51	5.22	3.75	1.50	83.57														
CASH DISCOUNT OF 02.00% IF PAID BY 03/26/77																				

Invoices (MOD 1)

Printed invoices are the result of the Invoice Create program in Mod 1 or the Shipping Confirmation program in Mod 2.

SHIPPING SHORTAGE DETAIL

PRODUCT#	DESCRIPTION	ORDER/LINE #	QTY ORD	QTY SHIPPED	QTY SHORT	UNIT PRICE	AMT SHORT
000000000100	NO. 2 PENCILS	00046 05	5	0	5	0.85	4.25
	PRODUCT TOTAL		5	0	5		4.25
000000000250	FLAIR PEN RED	00039 03	50	25	25	0.40	10.00
	PRODUCT TOTAL		50	25	25		10.00
000000000525	SMALL WHITE WRITING TAB	00046 04	116	110	6	0.69	4.14
000000000525	SMALL WHITE WRITING TAB	00039 08	50	30	20	0.69	13.80
	PRODUCT TOTAL		166	140	26		17.94
000000000650	FOLDERS BLUE	00039 01	1	0	1	3.25	3.25
	PRODUCT TOTAL		1	0	1		3.25
000000000700	FOLDERS YELLOW	00042 03	26	6	20	3.50	70.00
	PRODUCT TOTAL		26	6	20		70.00

SHIPPING SHORTAGES SUMMARY

PRODUCT#	DESCRIPTION	QTY ORD	QTY SHIPPED	QTY SHORT	AMT SHORT
000000000100	NO. 2 PENCILS	5	0	5	4.25
000000000250	FLAIR PEN RED	50	25	25	10.00
000000000525	SMALL WHITE WRITING TAB	166	140	26	17.94
000000000650	FOLDERS BLUE	1	0	1	3.25
000000000700	FOLDERS YELLOW	26	6	20	70.00
	REPORT TOTAL	311	214	97	118.04

Shipping Shortages

A detail and/or summary listing, in product number sequence, showing those products where the quantity shipped was less than the quantity ordered. The quantity ordered but not shipped is extended by the unit price to display a theoretical value of lost sales.

SHIPPING REGISTER DETAIL

INVOICE #	ORDER #	ORDER DATE	CUST #	NAME	PRODUCT #	DESCRIPTION	QTY REL	QTY SHIPPED	UNIT PRICE	VALUE SHIPPED
49	00038	03/11/77	00350	JERRY'S DAIRY	000000000100	NO. 2 PENCILS	5	5	0.85	3.82
					000000000800	12 INCH PLASTIC RULER	10	1	0.55	0.55
				INVOICE TOTAL			15	6		4.37
50	00039	03/11/77	00100	BRUCE SALON	000000000650	FOLDERS BLUE	1	1	3.25	31.00
					00000001000	BIC PENS	10	10	3.10	10.00
					00000000250	FLAIR PEN RED	50	25	0.40	0.36
					00000000200	FLAIR PEN BLACK	1	1	0.40	0.55
					00000000800	12 INCH PLASTIC RULER	1	1	0.55	3.82
					00000000100	NO. 2 PENCILS	5	5	0.80	1.60
					00000000150	NO. 3 PENCILS	2	2	0.69	18.63
					00000000525	SMALL WHITE WRITING TAB	50	30	0.40	9.00
					00000000350	FLAIR PEN YELLOW	25	25		74.96
				INVOICE TOTAL			120	99		1.90
51	00044	03/11/77	00400	JOHN F GORDON	000000002222	OFFICE GLUE	5	2	0.95	1.90
				INVOICE TOTAL			5	2		1.90

SHIPPING REGISTER SUMMARY

INVOICE #	ORDER #	ORDER DATE	CUST #	NAME	QTY REL	QTY SHIPPED	VALUE SHIPPED
49	00038	03/11/77	00350	JERRY'S DAIRY	15	6	4.37
50	00039	03/11/77	00100	BRUCE SALON	120	99	74.96
51	00044	03/11/77	00400	JOHN F GORDON	5	2	1.90
52	00042	03/11/77	01060	WANG LABORATORIES INC	62	42	95.24
53	00045	03/11/77	00050	BARNBOARD CREATIONS	3	3	1.65
54	00046	03/11/77	00150	COLLINS & COLLINS	181	162	135.12
55	00043	03/11/77	00450	JOHNSON MOTORS	11	11	4.18
				BATCH TOTAL	397	325	317.42

REGISTER TOTAL

397 325

317.42

Shipping Register (MOD 2)

A detail and/or summary listing of all orders shipped and invoiced. Batches may be run consecutively with final total accumulations.

INVOICE REGISTER

INVOICE #	CUSTOMER #	CUSTOMER NAME	INVOICE TOTAL	CODE	SALES TAX 1	CODE	SALES TAX 2	CODE	SALES TAX 3
49	00350	JERRY'S DAIRY	4.65	1	0.08	1	0.12	1	0.16
50	00100	BRUCE SALON	83.57	1	1.25	1	1.88	1	2.51
51	00400	JOHN F GORDON	2.06	1	0.03	1	0.05	1	0.07
52	01060	WANG LABORATORIES INC	98.62	1	1.81	1	2.71	1	3.62
53	00050	BARNBARD CREATIONS	1.76	1	0.03	1	0.05	1	0.06
54	00150	COLLINS & COLLINS	139.91	1	2.57	1	3.85	1	5.13
55	00450	JOHNSON MOTORS	4.56	1	0.08	1	0.13	1	0.17

INVOICE REGISTER

BATCH TOTALS	INVOICES	CREDIT INVOICES	DEBIT MEMOS	CREDIT MEMOS	COMBINED
TOTAL SALES	326.72	0.00	0.00	0.00	326.72
LINE DISCOUNT	9.30	0.00	0.00	0.00	9.30
GROSS SALES	317.42	0.00	0.00	0.00	317.42
INVOICE DISCOUNT	15.93	0.00	0.00	0.00	15.93
NET SALES	301.49	0.00	0.00	0.00	301.49
SALES TAX 1	5.85	0.00	0.00	0.00	5.85
SALES TAX 2	8.79	0.00	0.00	0.00	8.79
SALES TAX 3	11.72	0.00	0.00	0.00	11.72
FREIGHT	5.78	0.00	0.00	0.00	5.78
SPECIAL CHARGES	1.50	0.00	0.00	0.00	1.50
SPECIAL CREDIT	0.00	0.00	0.00	0.00	0.00
INVOICE TOTAL	335.13	0.00	0.00	0.00	335.13
AVG AMT OF INVC'S	47.88	0.00	0.00	0.00	47.88
# OF INVOICES	7.00	0.00	0.00	0.00	7.00

Invoice Register (MOD 1)

Provides a listing displaying one line for each invoice printed. Detail lines are accumulated for batch totals as well as final totals. By saving diskettes representing each day's invoices a user can run consecutive runs for a week thereby generating an accumulation of the week's total for all data shown on page 2 of example.

ALL OPTION

A/R OPEN ITEM FILE

03/11/77 PAGE 1

CUST #	INVOICE #	TYPE	DATE	CHECK # REF #	CURRENT	AMOUNT 31-60	DISC/ALLOW 61-90	PAYMENT 91-OVER
00050	0	BAL	02/28/77					
00050	0	S/C	02/27/77		12.78		12.78	851.70
00050	53	INV	03/11/77	0	BALANCE = 879.02	1.76		
					161.36		551.29	642.22
00100	0	S/C	02/27/77			30,650.95		
00100	1	INV	02/27/77	0		867.20		
00100	8	INV	01/13/77	0		2,805.36		
00100	9	INV	01/13/77	0		3,181.65		
00100	10	INV	01/13/77	0		83.57		
00100	50	INV	03/11/77	0		8,327.54		
00100	844	INV	03/31/77	0		115.53		
00100	849	INV	06/26/76	0		115.53		
00100	858	INV	06/26/76	0		362.81		
00100	867	INV	06/26/76	0	BALANCE = 47,865.01	47.35		
00150	17	INV	01/25/77	0		139.91		
00150	54	INV	03/11/77	0	BALANCE = 187.26			
00200	0	BAL	02/28/77		BALANCE = 2,159.77			2,159.77
00300	0	BAL	02/28/77					55.35
00300	0	S/C	01/25/77		0.83		0.83	12.82
00350	0	BAL	02/28/77		BALANCE = 69.83			
00350	0	S/C	01/25/77					201.78
00350	49	INV	03/11/77	0	3.03	4.65	3.03	
00400	16	INV	01/25/77		BALANCE = 212.49			
00400	51	INV	03/11/77	0		87.61		
00400	207	C/I	06/04/76	0		2.06		
00400	825	INV	11/10/76	0		0.98		
00400	861	INV	06/26/76	0		593.34		
00400	872	INV	06/24/76	0		270.28		
00400	877	INV	06/24/76	0		105.53		
00400	872	INV	06/24/76	0	BALANCE = 1,163.37			

NO. OF RECORDS PROCESSED = 47
BALANCE = 154,631.27

Accounts Receivable Open Item File Inquiry/List (MOD 1)

This program prints and/or displays the records in the A/R Open Item File. Records may be printed for all customers, for a specified range of customers or for specific individual customers. Customer balances are accumulated and displayed.

A/R TRANSACTION ENTRY

CUSTOMER #	CUSTOMER NAME	INVOICE #	CHECK #	TOTAL	DISCOUNT	ALLOWANCE	PAYMENTS	CHECK TOTALS	REMARKS
00050	BARBOARD CREATIONS	0	1123	851.70	0.00	0.00	851.70	851.70	PART
00100	BRUCE SALON	8	521	867.20	7.00	0.20	860.00		
00100	BRUCE SALON	9	521	2,805.36	0.00	0.00	2,805.36		
00100	BRUCE SALON	50	521	83.57	0.00	3.57	80.00		
00100	BRUCE SALON	858	521	115.53	0.00	0.00	115.53		PART
00100	BRUCE SALON	867	521	139.11	0.00	0.00	139.11		
								4,000.00	
00150	COLLINS & COLLINS	17	63552	47.35	0.00	0.00	47.35	47.35	
00200	HUDSON BUS LINES	0	3966	2,159.77	0.00	0.00	2,159.77	2,159.77	
00400	JOHN F GORDON	16	12410	87.61	2.61	0.00	85.00		
00400	JOHN F GORDON	51	12410	2.06	0.00	0.00	2.06		
00400	JOHN F GORDON	825	12410	593.34	0.00	0.00	593.34		
00400	JOHN F GORDON	872	12410	69.60	0.00	0.00	69.60		PART
								750.00	
00600	KANSAS CITY PLUMBING	12	10025	13.45	0.05	0.90	12.50		
00600	KANSAS CITY PLUMBING	0	10025	0.95	0.00	0.00	0.95	13.45	
00800	MARSHALL & MARSHALL	838	32005	1.00	0.00	0.00	1.00	1.00	
01010	ROBERTSON SUPPLY INC	0	114	40.00	0.00	0.00	40.00	40.00	
	TOTAL				9.66	4.67	7,863.27	7,863.27	

Accounts Receivable Transaction Entry Audit Report (MOD 1)

Audit report showing one line for each entry made through A/R Transaction Entry. Totals are accumulated and printed for each check entered. The remarks column is used to indicate partial payments, overpayments, disputed invoices and resolved disputes.

CREDIT REPORT - CUSTOMERS IN EXCESS OF LIMIT

CUST NO	CUSTOMER NAME	TELEPHONE NO	DATE LAST PAYMENT	CREDIT LIMIT	CURRENT BALANCE	DIFFERENCE
00100	BRUCE SALON	617-667-0073	03/11/77	10,000	44,332.67	34,332.67-
00400	JOHN F GORDON	617-599-5059	03/11/77	400	410.76	10.76-
00600	KANSAS CITY PLUMBING	617-665-9855	03/11/77	10,000	101,876.42	91,876.42-
01010	ROBERTSON SUPPLY INC	617-955-6632	03/11/77	100	582.41	482.41-

END OF REPORT

CREDIT REPORT - CUSTOMERS WITHIN 80% OF LIMIT

CUST NO	CUSTOMER NAME	TELEPHONE NO	DATE LAST PAYMENT	CREDIT LIMIT	CURRENT BALANCE	DIFFERENCE
00100	BRUCE SALON	617-667-0073	03/11/77	10,000	44,332.67	34,332.67-
00400	JOHN F GORDON	617-599-5059	03/11/77	400	410.76	10.76-
00600	KANSAS CITY PLUMBING	617-665-9855	03/11/77	10,000	101,876.42	91,876.42-
01010	ROBERTSON SUPPLY INC	617-955-6632	03/11/77	100	582.41	482.41-
01020	RODNEY'S ROCK SHOP		03/11/77	1,300	1,290.94	9.06
01030	SMITH COMPANY	603-637-5554	03/11/77	1,000	561.26	438.74

END OF REPORT

Credit Report (MOD 1)

A listing, from the Customer Master File, of all customers whose balance exceeds their credit limit. Other options within this program allow selection and printing of those customers who are within a certain percentage range or dollar range of their credit limit.

EDM AGING CONTROL REPORT

BEGINNING A/R BAL	146,753.67
CURRENT SERVICE CHGS	2,093.86
ENDING A/R BAL	148,847.53

Accounts Receivable Aging Control Report (MOD 1)

This audit report displays the total Accounts Receivable balance prior to the aging routine, the total amount of the balance generated during the aging routine and the new balance after adding in the service charges.

SERVICE CHARGE CONTROL REPORT

CUST #	CUSTOMER NAME	RATE 1	RATE 2	RATE LIMIT	SVC CHG BASE	SVC CHARGE	DATE 3/11/77	NEW BALANCE
00050	BARBOARD CREATIONS	1.5000	1.3330	2,000.00	329.69	4.95		32.27
00100	BRUCE SALON	1.5000	1.3330	2,000.00	35,640.81	478.43		44,332.67
00300	JACK FARGO EXCHANGE	1.5000	1.0000	1,000.00	55.35	0.83		70.66
00350	JERRY'S DAIRY	1.5000	1.3330	2,000.00	201.78	3.03		215.52
00450	JOHNSON MOTORS	1.5000	1.3330	2,000.00	8.48	0.13		13.43
00600	KANSAS CITY PLUMBING	1.5000	1.3330	2,000.00	119,629.74	1,598.00		101,876.42
01010	ROBERTSON SUPPLY INC	1.5000	1.3330	2,000.00	565.82	8.49		582.41
						2,093.86		

Service Charge Control Report (MOD 1)

A listing of each customer for whom a service charge was generated as a result of the month end aging program. The service charge base field indicates the total outstanding amount for which a service charge was computed.

CUST NO	CUSTOMER NAME	TELEPHONE NO	SERVICE CHARGE	CURRENT	31-60	61-90	91-OVER	TOTAL DUE
00050	BARNBOARD CREATIONS	544-236-3310	4.95	1.76	0.00	0.00	25.56	32.27
00100	BRUCE SALON	617-667-0073	1,833.30	8,327.54	30,650.95	3,181.65	339.23	44,332.67
00150	COLLINS & COLLINS		0.00	139.91	0.00	0.00	0.00	139.91
00200	HUDSON BUS LINES	617-566-8577	0.00	0.00	0.00	0.00	0.00	0.00
00300	JACK FARGO EXCHANGE		15.31	0.00	0.00	0.00	55.35	70.66
00350	JERRY'S DAIRY	603-552-2226	9.09	4.65	0.00	0.00	201.78	215.52
00400	JOHN F GORDON	617-599-5059	0.00	0.00	0.00	0.00	410.76	410.76
00450	JOHNSON MOTORS	617-663-9985	0.39	4.56	0.00	0.00	8.48	13.43
00500	KALLWALL SOLAR SUPPLY	617-851-4111	0.00	0.00	0.00	0.00	94.00	94.00
00600	KANSAS CITY PLUMBING	617-665-9855	1,606.14	0.00	100,000.00	0.00	270.28	101,876.42
00800	MARSHALL & MARSHALL	617-552-8874	0.00	0.00	2.00	0.00	364.81	366.81
00900	MCCORMICK DRUG		0.00	0.00	0.00	0.00	614.05	614.05
01010	ROBERTSON SUPPLY INC	617-955-6632	8.49	0.00	0.00	0.00	573.92	582.41
01060	WANG LABORATORIES INC	617-636-3331	0.00	98.62	0.00	0.00	0.00	98.62
	FINAL TOTAL		3,477.67	8,577.04	130,652.95	3,181.65	2,958.22	148,847.53

END OF REPORT

Aged Trial Balance (MOD 1)

This report prints one line for each customer, showing by age, his outstanding charges. The Service Charge column represents service charges generated for the current month.

STATEMENT OF ACCOUNT

STATEMENT DATE	ACCOUNT NO.
3/30/77	00350

JERRY'S DAIRY
156 W PRINCETON ST
MANCHESTER NH 96331

PLEASE RETURN THIS PORTION WITH YOUR PAYMENT.

STATEMENT DATE	ACCOUNT NO.
3/30/77	00550

JERRY'S DAIRY
156 W PRINCETON ST
MANCHESTER NH 96331

TRANSACTION DATE	INVOICE NUMBER	DESCRIPTION	CHARGES
022877		BAL FWD	6.00
012577	49	PREV S/C	4.60
031177		INVOICE	3.00
033077		CLUR S/C	
CURRENT			7.68
31 - 60			61 - 90
			3.03

STATEMENT OF ACCOUNT

STATEMENT DATE	ACCOUNT NO.
3/30/77	00400

JOHN F GORDON
10 CURWIN CIRCLE
LYNN MA 01905

PLEASE RETURN THIS PORTION WITH YOUR PAYMENT.

STATEMENT DATE	ACCOUNT NO.
3/30/77	00400

JOHN F GORDON
10 CURWIN CIRCLE
LYNN MA 01905

AMOUNT REMITTED
IF PAYING BY INVOICE - CHECK INDI-
VIDUAL INVOICES PAID.

TRANSACTION DATE	INVOICE NUMBER	DESCRIPTION	CHARGES	CREDITS	BALANCE	INVOICE NUMBER	AMOUNT DUE	
012577	16	INVOICE	87.61	87.61	87.61	16	0.00	
031177	16	PAYMENT		0.00	0.00	51	0.00	
031177	51	INVOICE	2.06	2.06	2.06	207	0.98	
031177	51	PAYMENT		0.98	0.98	825	0.00	
060476	207	CR INVC	593.34	593.34	592.36	861	270.28	
111076	825	INVOICE	270.28		269.30	872	35.93	
031177	825	PAYMENT		270.28	374.83	877	105.53	
062676	861	INVOICE	105.53	69.60	305.23			
062476	872	INVOICE	105.53		410.76			
031177	872	PAYMENT		69.60				
062476	877	INVOICE	105.53					
CURRENT					31 - 60	61 - 90	OVER 90	TOTAL
							410.76	410.76
BALANCE DUE							410.76	
TOTAL							410.76	

Accounts Receivable Statements (MOD 1)

A statement is printed for each customer with activity or a balance.

3/30/77

PURGED TRANSACTION REPORT

CUST NO	INVOICE NO	INVOICE DATE	AMOUNT
00100	8	01/13/77	867.20
00100	9	01/13/77	2,805.36
00100	50	03/11/77	83.57
00100	858	06/26/76	115.53
00150	17	01/25/77	47.35
00400	16	01/25/77	87.61
00400	51	03/11/77	2.06
00400	825	11/10/76	593.34
00600	12	01/25/77	13.45
00800	838	02/21/77	1.00

NEW OPEN ITEM BALANCE 148,847.53

Purge Program Transaction Report (MOD 1)

A listing of those items purged from the A/R Open Item file during month end processing. Open items are eliminated when they are completely offset by payments or credits. In the case of Balance Forward customers all current month detail is eliminated at month end and only a balance forward record remains.

CONTROL RECORD

LAST JULIAN DATE USED 77089
 LAST INVOICE # 55
 LAST NON-REG INVOICE # 1
 LAST ORDER # 46
 A/R BALANCE 148,847.53

DATE 03/11/77
 GROSS SALES 317.42
 CREDIT INVOICE
 DEBIT MEMO
 CREDIT MEMO
 # OF INVOICES 7
 UNITS SHIPPED 325
 A/R BALANCE 146,753.67
 DISCOUNTS TAKEN 9.66
 # OF ORDERS 9

JULIAN DATE 77070
 LINE DISCOUNT 9.30
 INVOICE DISCOUNT 15.93
 SALES TAXES 26.36
 FREIGHT 5.78
 SPECIAL CHG/CR 1.50
 COST OF UNITS 236.66
 CASH RECEIVED 7,863.27
 ALLOWANCES 4.67

Control File Inquiry/List (MOD 1)

This program displays and/or lists the daily totals from the control file. Options allow access to an individual day, a range of days or the entire file of 366 records. Program also displays the "Day 0" control record which contains system control information such as A/R Balance, last Invoice number used, etc.

ACCT NO 20001030 OLD FIELD	FIELD NAME	FUNCTION ADD NEW FIELD ACCOUNTS PAYABLE
ACCT NO 20001040 OLD FIELD	FIELD NAME	FUNCTION ADD NEW FIELD NOTES PAYABLE
ACCT NO 40000120 OLD FIELD MISC FACTORUY OVERHEAD	FIELD NAME	FUNCTION CHANGE NEW FIELD MISC FACTORY OVERHEAD

Audit Report (Chart of Accounts Maintenance) (MOD 3)
Provides a hard copy audit listing of all changes made to the Chart of Accounts Master File.

VENDOR MAINT. CONTROL REPORT

VEND #	FIELD NAME	FUNCTION	OLD FIELD	NEW FIELD
00001	ACCT - %	CHANGE	10000200	40000200 100.00%
00002	ACCT - %	CHANGE	10005250	40000160 100.00%
00003	ACCT - %	CHANGE	10005250	40000340 100.00%
00004	ACCT - %	CHANGE	40000200	40000200 100.00%
00005	ACCT - %	CHANGE	10005100	40000080 100.00%
00006	ACCT - %	CHANGE	10005250	40000140 100.00%
00007	ACCT - %	CHANGE	40000130	40000350 100.00%
00008	ACCT - %	CHANGE	40000140	40000090 100.00%
00008	ACCT - %	CHANGE		40000090 .00%
00009	ACCT - %	CHANGE	40000190	40000160 100.00%
00010	ACCT - %	CHANGE	40000200	40000200 100.00%
00010	ACCT - %	CHANGE		40000200 .00%
00011	ACCT - %	CHANGE	10005010	40000340 100.00%
00012	ACCT - %	CHANGE	10005250	40000120 100.00%
00013	ACCT - %	CHANGE	40000040	40000120 100.00%
00014	ACCT - %	CHANGE	40000120	40000120 100.00%
00015	ACCT - %	CHANGE	40000440	40000340 100.00%
00016	ACCT - %	CHANGE	10000200	40000350 100.00%
00017	ACCT - %	CHANGE	10001030	40000200 100.00%
00018	ACCT - %	CHANGE	10005155	40000350 100.00%
00019	ACCT - %	CHANGE	40000120	40000440 100.00%
00020	ACCT - %	CHANGE	10000200	40000080 100.00%
00021	ACCT - %	CHANGE	40000030	40000350 100.00%
00022	ACCT - %	CHANGE	40000080	40000020 100.00%
00023	ACCT - %	CHANGE	10000200	40000120 100.00%
00024	ACCT - %	CHANGE	10000200	40000040 50.00%
00024	ACCT - %	CHANGE		40000160 50.00%

Audit Report (Vendor Master File) (MOD 3)
 Provides a hard copy audit listing of all changes made to the Vendor Master file.

A/P TRANSACTION REPORT

VEND NO	NAME	INVOICE NO	INVOICE DATE	GROSS AMT	DISC %	DISC AMT	NET AMT	DUE DATE	T/C	DATE PAID	CHECK NO	P.O. NO
00004	EDWARD'S CARPETING	00001233	03/02/77	100.25	2.00%	2.01	98.24	03/17/77				1885-6
	G/L ACCT AMOUNT	40000200										
		100.25										
00024	STOW TRUCKING SERVICE	00000102	02/25/77	32.80	2.00%	0.66	32.14	03/25/77				10441
	G/L ACCT AMOUNT	40000040										
		16.40	40000160									
			16.40									
00021	SMITH OFFICE SUPPLIES	00004177	01/01/77	687.14	1.50%	10.31	676.83	02/28/77				6355
	G/L ACCT AMOUNT	40000350										
		687.14										
00017	PRINCE EMPLOYMENT CO	00000105	02/28/77	108.00	0.00%	0.00	108.00	02/28/77	C			102225
	G/L ACCT AMOUNT	40000200										
		108.00-										
00001	A.A. GUARD SERVICE	00000141	03/01/77	400.69	4.99%	20.00	380.69	03/05/77	E	03/05/77	101	
	G/L ACCT AMOUNT	40000200										
		400.69										

TOTAL INVOICES	TOTAL GROSS	TOTAL DISC	NET AMOUNT
2,455.77-	47.05-	2,408.72-	
TOTAL CREDIT MEMOS	0.00	108.00	
108.00	20.00	380.69	
TOTAL E-PAYMENTS	1.00	519.00	
400.69	46.05-	1,781.72-	
TOTAL X-PAYMENTS			
520.00			
REPORT TOTALS	1,827.77-		

A/P Transaction Report (MOD 3)
 Provides a hard copy audit listing of entries made through the A/P Transaction Entry program.

INVOICE NO	INVOICE DATE	GROSS AMT	DISC AMT	NET AMT	DUE DATE	CURRENT	1 - 30	31 - 60	OVER 60	CASH RGMT	REMARKS
VENDOR 00001 A.A. GUARD SERVICE											
00000001	03/01/77	100.00	10.00	90.00	03/01/77	90.00					
00000002	03/01/77	3.00	0.00	3.00	03/01/77	3.00					
00000003	03/01/77	300.00	10.00	290.00	03/01/77	290.00					
		BALANCE DUE		377.00		377.00	0.00	0.00	0.00	377.00	*
VENDOR 00004 EDWARD'S CARPETING											
00000745	02/21/77	1,000.74	20.01	980.73	03/02/77	980.73					
00001233	03/03/77	100.25	2.01	98.24	03/17/77	98.24					
00010036	03/05/77	410.70	8.21	402.49	03/15/77	402.49					
		BALANCE DUE		1,383.22		1,383.22	0.00	0.00	0.00	1,383.22	*
VENDOR 00005 ELECTRICAL SUPPLIES											
00000004	03/01/77	250.00	25.00	225.00	03/01/77	225.00					
00000005	03/01/77	100.00	0.00	100.00	03/01/77	100.00					
00000005	03/01/77	50.00	0.00	50.00	03/01/77	50.00					
		BALANCE DUE		175.00		175.00	0.00	0.00	0.00	175.00	*
VENDOR 00007 JAMES STATIONARY											
00001044	03/10/77	174.00	4.35	169.65	03/15/77	169.65					
		BALANCE DUE		169.65		169.65	0.00	0.00	0.00	169.65	*
VENDOR 00009 JONES DELIVERY INC											
00001077	02/25/77	50.14	1.50	48.64	03/10/77	48.64					
		BALANCE DUE		48.64		48.64	0.00	0.00	0.00	48.64	*
REPORT TOTALS		6,749.77	526.05	6,223.72		6,093.34	130.38	0.00	0.00	6,345.34	
EXTERNAL PAYMENTS FOR ITEMS NOT ON FILE				550.69							

A/P Open Item Detail Report (MOD 3)

A detail listing of the Open Item File in sequence by Invoice Number within Vendor. Report shows current amount due (cash requirement) as well as amounts due in future aging periods. Remarks column is used to flag vendors in credit balance for which current payment will not be made.

INVOICE NO	INVOICE DATE	GROSS AMT	DISC AMT	NET AMT	DUE DATE	CURRENT	1 - 30	31 - 60	OVER 60	CASH RGMT	REMARKS
VENDOR 00001 A.A. GUARD SERVICE											
00000001	03/01/77	100.00	10.00	90.00	03/01/77	90.00					
00000002	03/01/77	3.00-	0.00	3.00-	03/01/77	3.00-					
00000003	03/01/77	300.00	10.00	290.00	03/01/77	290.00					
		BALANCE DUE				377.00	0.00	0.00	0.00		377.00 *
VENDOR 00004 EDWARD'S CARPETING											
00000745	02/21/77	1,000.74	20.01	980.73	03/02/77	980.73					
00010036	03/05/77	410.70	8.21	402.49	03/15/77	402.49					
		BALANCE DUE				1,383.22	0.00	0.00	0.00		1,383.22 *
VENDOR 00005 ELECTRICAL SUPPLIES											
00000004	03/01/77	250.00	25.00	225.00	03/01/77	225.00					
00000005	03/01/77	100.00-	0.00	100.00-	03/01/77	100.00-					
00000005	03/01/77	50.00	0.00	50.00	03/01/77	50.00					
		BALANCE DUE				175.00	0.00	0.00	0.00		175.00 *
VENDOR 00007 JAMES STATIONARY											
00001044	03/10/77	174.00	4.35	169.65	03/15/77	169.65					
		BALANCE DUE				169.65	0.00	0.00	0.00		169.65 *
VENDOR 00009 JONES DELIVERY INC											
00001077	02/25/77	50.14	1.50	48.64	03/10/77	48.64					
		BALANCE DUE				48.64	0.00	0.00	0.00		48.64 *
REPORT TOTALS		6,616.72	523.38	6,093.34		6,093.34	0.00	0.00	0.00		6,345.34
EXTERNAL PAYMENTS FOR ITEMS NOT ON FILE				550.69		550.69					

A/P Open Item Current Due Report (MOD 3)
 This option of the Open Item List Program prints only those items due on or before a due date specified by the operator.

A/P PAYMENT SELECTION REPORT

GROSS TOTAL 6,744.72
DISCOUNT TAKEN 399.38
NET TOTAL 6,345.34
NO. OF RECORDS SELECTED 27

EXTERNAL PAYMENTS 1,229.69

A/P Payment Selection Report
The totals of the records selected from the Open Item File for payment.

COMPANY NAME
AND ADDRESS

REMITTANCE ADVISE

INVOICE NO.	DATE	GROSS AMOUNT	DISCOUNT	NET
00001077	02/25/77	50.14	1.50	48.64
INVOICE				

JONES DELIVERY INC

00009
VENDOR NO

COMPANY NAME
AND ADDRESS

REMITTANCE ADVISE

INVOICE NO.	DATE	GROSS AMOUNT	DISCOUNT	NET
00000008	03/01/77	1,000.00	100.00	900.00
00000010	03/01/77	75.00	0.00	75.00
00000011	03/01/77	250.00	25.00	225.00
99999999	03/01/77	50.00	0.00	50.00
INVOICE CREDIT MEMO INVOICE MANUAL PAYMNT				
LOWELL HEATING INC	00012	1,125.00	125.00	1,000.00
4	VENDOR NO.	GROSS AMOUNT	DISCOUNT	CHECK AMOUNT
	1007			

DATE
03/14/77

PAY TO THE ORDER

JONES DELIVE
77 WINTER ST
NORWOOD, NH

ANYWHERE BANK & TRUST
ANYTOWN, U.S.A.

COMPANY NAME
AND ADDRESS

53-123
111

12345

DATE
03/14/77

PAY THIS
AMOUNT
\$ **1,000.00

PAY TO THE ORDER OF

LOWELL HEATING INC
99 FOURTH ST
BOSTON, MA 24352

ANYWHERE BANK & TRUST
ANYTOWN, U.S.A.

NON-NEGOTIABLE
AUTHORIZED SIGNATURE

A/P Checks

Printed from the Payment Selection File. Items may be selected for payment by any of three options:

1. By due date, 2. By vendor by due date, 3. By invoice number and vendor.

A/P CHECK REGISTER

VEND NO	NAME	CHECK NO	CHECK DATE	GROSS AMT	DISC AMT	NET AMT	REMARKS
00010	KINGSTON LANDSCAPING	7	03/01/77	20.00	0.00	20.00	EXTERNAL (ITEM NOT ON FILE)
00012	LOWELL HEATING INC	9	03/01/77	50.00	0.00	50.00	EXTERNAL (ITEM ON FILE)
00025	WILLIAMS WIRING INC	20	03/01/77	10.00	0.00	10.00	EXTERNAL (ITEM ON FILE)
00022	STONEHAM MACHINERY	23	03/01/77	150.00	0.00	150.00	EXTERNAL (ITEM NOT ON FILE)
00001	A.A. GUARD SERVICE	101	03/01/77	400.69	20.00	380.69	EXTERNAL (ITEM NOT ON FILE)
00010	KINGSTON LANDSCAPING	102	03/01/77	520.00	1.00	519.00	EXTERNAL (ITEM ON FILE)
	** VOID CHECK **	1000	03/14/77	0.00	0.00	0.00	VOID CHECK
	** VOID CHECK **	1001	03/14/77	0.00	0.00	0.00	VOID CHECK
00001	A.A. GUARD SERVICE	1002	03/14/77	397.00	20.00	377.00	
00004	EDWARD'S CARPETING	1003	03/14/77	1,411.44	28.22	1,383.22	
00005	ELECTRICAL SUPPLIES	1004	03/14/77	200.00	25.00	175.00	
00007	JAMES STATIONARY	1005	03/14/77	174.00	4.35	169.65	
00009	JONES DELIVERY INC	1006	03/14/77	50.14	1.50	48.64	
00012	LOWELL HEATING INC	1007	03/14/77	1,125.00	125.00	1,000.00	
00015	MC DONALD'S METAL INC	1008	03/14/77	510.00	25.00	485.00	
00013	ROSS INSURANCE CO	1009	03/14/77	500.00	0.00	500.00	
00021	SMITH OFFICE SUPPLIES	1010	03/14/77	687.14	10.31	676.83	
00022	STONEHAM MACHINERY	1011	03/14/77	1,500.00	150.00	1,350.00	
00024	STOW TRUCKING SERVICE	1012	03/14/77	100.00	10.00	90.00	
00025	WILLIAMS WIRING INC	1013	03/14/77	90.00	0.00	90.00	
00005	ELECTRICAL SUPPLIES	5555555	03/01/77	100.00	0.00	100.00	EXTERNAL (ITEM ON FILE)
	CHECKS PRINTED TOTAL			6,744.72	399.38	6,345.34	
	EXTERNAL CHECKS TOTAL (ITEMS NOT ON FILE)			570.69	20.00	550.69	
	EXTERNAL CHECKS TOTAL (ITEMS ON FILE)			680.00	1.00	679.00	
	CHECK REGISTER TOTAL			7,995.41	420.38	7,575.03	

A/P Check Register

A listing of A/P Checks issued. This listing includes all checks printed by the system as well as manually written checks.

A/P FILE UPDATE REPORT

VEND NO	INVOICE NO	INVOICE DATE	T/C	GROSS AMT	DISC AMT	NET AMT	DUE DATE	DATE PAID	REMARKS
00001	00000001	03/01/77		100.00	10.00	90.00	03/01/77		
00001	00000002	03/01/77	C	3.00	0.00	3.00	03/01/77		
00001	00000003	03/01/77		300.00	10.00	290.00	03/01/77		
00001	00000141	03/01/77	E	400.69	20.00	380.69	03/05/77	03/05/77	
00004	00000745	02/21/77		1,000.74	20.01	980.73	03/02/77		
00004	00010036	03/05/77		410.70	8.21	402.49	03/15/77		
00005	00000004	03/01/77		250.00	25.00	225.00	03/01/77		
00005	00000005	03/01/77	X	100.00	0.00	100.00	03/01/77	03/01/77	
00005	00000005	03/01/77		50.00	0.00	50.00	03/01/77		
00007	00001044	03/10/77		174.00	4.35	169.65	03/15/77		
00009	00001077	02/25/77		50.14	1.50	48.64	03/10/77		
00010	00000007	03/01/77	E	20.00	0.00	20.00	03/01/77	03/01/77	
00012	00000008	03/01/77		1,000.00	100.00	900.00	03/15/77		
00012	00000010	03/01/77	C	75.00	0.00	75.00	03/01/77		
00012	00000011	03/01/77		250.00	25.00	225.00	03/01/77		
00012	99999999	03/01/77	X	50.00	0.00	50.00	03/01/77	03/01/77	

	TOTAL GROSS	TOTAL DISC	NET AMT
TOTAL INVOICES	7,062.72	399.38	6,663.34
TOTAL CREDIT MEMOS	158.00	0.00	158.00
TOTAL E-PAYMENTS	570.69	20.00	550.69
TOTAL X-PAYMENTS	160.00	0.00	160.00
TOTAL P-PAYMENTS	0.00	0.00	0.00
REPORT TOTALS	6,744.72	399.38	6,345.34

A/P File Update Report

A listing of all items being removed from the Open Item File. The listing includes invoices and credits which have been selected and included on checks as well as external items being relieved from the file.

VENDOR #	NAME/ADDRESS	-- DISTRIBU ACCT NO	--- %	(COMPLETE) Y-T-D PURCHASE	LAST YEAR PURCHASE	Y-T-D DISCOUNT	GROSS BALANCE	DATE LAST PAYMENT
00001	A.A. GUARD SERVICE 123 SHAW SHEEN AVE LOWELL, MA 11111	40000200	100.00	400.69	397.00	40.00		03/14/77
00002	A & M TRUCKING CO 245 TEMKSBURY AVE CHELMSFORD, MA 22222	40000160	100.00					
00003	C.C. FURNITURE CO. 1 PATRIOT RD LOWELL, MA 33333	40000340	100.00					
00004	EDWARD'S CARPETING 111 PINEWOLD ST ARLINGTON, NH 44444	40000200	100.00	1,511.69		28.22	100.25	03/14/77
00005	ELECTRICAL SUPPLIES 234 PLAIN ST GROTON, VT 55555	40000080	100.00		300.00	25.00		03/14/77
00006	GLOBE 145 SECOND ST LITTLETON, MA 66666	40000140	100.00					
00007	JAMES STATIONARY 3 WILLOW ST MANCHESTER, RI 77777	40000350	100.00	174.00		4.35		03/14/77
00008	J.J. LUMBER COMPANY 7 THIRD STREET BOSTON, MA 88888	40000090	100.00					
00009	JONES DELIVERY INC 77 WINTER ST NORWOOD, NH 99999	40000160	100.00	50.14		1.50		03/14/77
00010	KINGSTON LANDSCAPING 45 GRANT AVE	40000200	100.00		550.00		20.00-	03/10/77

Vendor Master File Inquiry/List

This option of the Inquiry/List program prints all of the data on file for each vendor, including standard chart of accounts numbers (if any) to which invoices or vouchers are charged. These standard charges need not be used and may be overridden by the operator at entry time.

(CONDENSED)

VENDOR # NAME

00001	A. A. GUARD SERVICE
00002	A & M TRUCKING CO
00003	C.C. FURNITURE CO.
00004	EDWARD'S CARPETING
00005	ELECTRICAL SUPPLIES
00006	GLOBE
00007	JAMES STATIONARY
00008	J.J. LUMBER COMPANY
00009	JONES DELIVERY INC
00010	KINGSTON LANDSCAPING
00011	LINCOLN LUMBER
00012	LOWELL HEATING INC
00013	LOWELL LIGHTING CO
00014	LOWELL WATER CO
00015	MC DONALD'S METAL INC
00016	OFFICE SUPPLIES INC
00017	PRINCE EMPLOYMENT CO
00018	ROBERTS PAPER CO
00019	ROSS INSURANCE CO
00020	SMALL PLUMBING INC
00021	SMITH OFFICE SUPPLIES
00022	STONEHAM MACHINERY
00023	STONE'S CLEANING INC
00024	STOW TRUCKING SERVICE
00025	WILLIAMS WIRING INC

NO. OF RECORDS PROCESSED = 25

Vendor Master File Inquiry/List

This option of the Inquiry/List program prints a condensed version of the Vendor Master File. It provides a handy reference for looking up vendor numbers for use in coding the incoming vendor invoices.

ALL OPTION

A/P OPEN ITEM FILE

03/14/77

PAGE 1

VENDOR #	INVOICE #	INVOICE DATE	P.O. #	GROSS AMOUNT	DISC %	PART PAY	CHECK #	DATE	TYPE	DATE PAID
00004	00001233	03/02/77	1885-6	100.25	2.000	0.00	0	03/17/77	INV	
00010	00000006	03/01/77	66666666	500.00	25.000	0.00	0	03/01/77	INV	
00010	00000006	03/01/77	66666666	520.00	0.192	0.00	102	03/01/77	PAY	03/10/77
00017	00000105	02/28/77	102225	108.00	0.000	0.00	0	02/28/77	C/M	
00024	00000102	02/25/77	10441	32.80	2.000	0.00	0	03/25/77	INV	

NO. OF RECORDS PROCESSED = 5

	TOTAL GROSS	TOTAL DISC	NET AMT
INVOICES	633.05	127.67	505.38
CREDIT MEMOS	108.00	0.00	108.00
EXTERNAL PAYMENTS (ITEMS NOT ON FILE)	0.00	0.00	0.00
EXTERNAL PAYMENTS (ITEMS ON FILE)	0.00	0.00	0.00
EXTERNAL PAYMENTS AFTER PAYMENT CYCLE	520.00	1.00	519.00
REPORT TOTALS	5.05	126.67	121.62

A/P Open Item File Inquiry/List

This option of the Inquiry/List program prints a detail listing of all items in the Open Item File. Other options allow for screen display only or screen display with hard copy outputs. Option also allows the display of selected individual items or ranges of items as well as the entire file.

INDIVIDUAL OPTION CONTROL FILE

CONTROL RECORD

LAST JULIAN DATE USED 77073 A/P TRADE ACCOUNT 20001030
 JULIAN DUE DATE 0 A/P BALANCE 4,916.95-

DATE	03/14/77	JULIAN DATE	77073
# OF CHECKS PRINTED	14	CREDIT MEMO TOTAL	108.00
LAST CHECK # PRINTED	1013	INVOICE TOTAL	2,455.77
PRINTED CHECKS TOTAL	6,345.34	DISCOUNTS TAKEN	419.38
'E' PAYMENTS TOTAL	400.69	A/P BALANCE	4,916.95-
'X' PAYMENTS TOTAL	520.00		

Control File Inquiry/List

This program allows the display of the control file records for the entire year, ranges of dates or individual dates only. Screen display as well as hard copy is available to the operator.

A/P DISTRIBUTION REPORT - DETAIL

ACCOUNT NO	NAME	VEND NO	NAME	INVOICE NO	INVOICE DATE	AMOUNT	TRANS #
20001030	ACCOUNTS PAYABLE		OFFSETTING ENTRY		03/14/77	2,748.46-	99990011
			VENDOR TOTAL			2,748.46- *	
			ACCOUNT TOTAL			2,748.46- **	
40000040	FREIGHT-IN	00024	STOW TRUCKING SERVICE	00000102	02/25/77	16.40	99990002
			VENDOR TOTAL			16.40 *	
			ACCOUNT TOTAL			16.40 **	
40000130	SALES SALARY/OVERHEAD	00017	PRINCE EMPLOYMENT CO	00000105	02/28/77	108.00-	99990005
			VENDOR TOTAL			108.00- *	
			ACCOUNT TOTAL			108.00- **	
40000160	DELIVERY EXPENSE	00009	JONES DELIVERY INC	00001077	02/25/77	50.14	99990008
			VENDOR TOTAL			50.14 *	
			ACCOUNT TOTAL			50.14 **	
		00024	STOW TRUCKING SERVICE	00000102	02/25/77	16.40	99990003
			VENDOR TOTAL			16.40 *	
			ACCOUNT TOTAL			66.54 **	

A/P DISTRIBUTION REPORT - SUMMARY

ACCOUNT NO	NAME	AMOUNT
20001030	ACCOUNTS PAYABLE	2,748.46-
40000040	FREIGHT-IN	16.40
40000130	SALES SALARY/OVERHEAD	108.00-
40000160	DELIVERY EXPENSE	66.54
40000175	OFFICE SUPPLIES	861.14
40000200	MISC GENERAL EXPENSE	1,912.38
	TOTAL CREDITS DISTRIBUTED	2,856.46-
	TOTAL DEBITS DISTRIBUTED	2,856.46

A/P Distribution Report

This program prints a detail and/or summary listing, in sequence by chart of accounts number, of all items distributed through Accounts Payable to the Chart of Accounts file. The items are captured as journal entries and are automatically fed to the General Ledger system.

ACCT NO 10000200 SOURCE CD JE REF-1	NAME CASH TRAN DATE 03/15/77 REF-2	DESC GROSS AMOUNT	TRANS NO 1 120.80
ACCT NO 30001000 SOURCE CD JE REF-1	NAME SALES TRAN DATE 03/15/77 REF-2	DESC GROSS AMOUNT	TRANS NO 2 120.80-
ACCT NO 10000230 SOURCE CD JE REF-1	NAME ACCOUNTS RECEIVABLE TRAN DATE 03/15/77 REF-2	DESC GROSS AMOUNT	TRANS NO 3 676.32
ACCT NO 30001000 SOURCE CD JE REF-1	NAME SALES TRAN DATE 03/15/77 REF-2	DESC GROSS AMOUNT	TRANS NO 4 650.00-
ACCT NO 20001350 SOURCE CD JE REF-1	NAME ESTIMATED TAX LIABILITY TRAN DATE 03/15/77 REF-2	DESC GROSS AMOUNT	TRANS NO 5 26.32-
ACCT NO 10000200 SOURCE CD JE REF-1	NAME CASH TRAN DATE 03/15/77 REF-2	DESC GROSS AMOUNT	TRANS NO 6 196.00
ACCT NO 30001100 SOURCE CD JE REF-1	NAME LESS SALES DISCOUNTS TRAN DATE 03/15/77 REF-2	DESC GROSS AMOUNT	TRANS NO 7 4.00
ACCT NO 10000230 SOURCE CD JE REF-1	NAME ACCOUNTS RECEIVABLE TRAN DATE 03/15/77 REF-2	DESC GROSS AMOUNT	TRANS NO 8 200.00-
ACCT NO 10000200 SOURCE CD JE REF-1	NAME CASH TRAN DATE 03/15/77 REF-2	DESC GROSS AMOUNT	TRANS NO 9 1,000.00

TOTAL CURRENT DR = 2,780.47
TOTAL CURRENT CR = 2,780.47

Journal Entries Report (MOD 3)

A detail audit listing of all journal entries keyed into the system.

DETAIL TRIAL BALANCE
AS OF 03/15/77

ACCT NO. DESCRIPTION	TRAN NO	DATE REF-1	REF-2	CROSS AMOUNT
10000200 CASH				
	1	03/15/77		120.80
	16	03/15/77		46.52-
	14	03/15/77		284.57-
	6	03/15/77		196.00
	9	03/15/77		1,000.00
	OPNG BALANCE	CURRENT MONTH	CLSG BALANCE	
	3,525.00	985.71	4,510.71	

10000230 ACCOUNTS RECEIVABLE

	3	03/15/77		676.32
	8	03/15/77		200.00-
	OPNG BALANCE	CURRENT MONTH	CLSG BALANCE	
	27,150.36	476.32	27,626.68	

INCOME & EXPENSES

MONTH TO DATE	TOTAL DEBITS	TOTAL CREDITS	DIFFERENCE
YEAR TO DATE	2,906.98	878.80	2,028.18
	134,981.20	132,953.02	2,028.18

ASSETS & LIABILITIES

MONTH TO DATE	TOTAL DEBITS	TOTAL CREDITS	DIFFERENCE
YEAR TO DATE	2,729.95	4,758.13	2,028.18-
	437,341.92	439,370.10	2,028.18-

----- RETAINED EARNINGS DIST -----

ACCT NO	DIST AMT
20051500	2,028.18

Detail Trial Balance (MOD 3)

A detail listing, in account number sequence of all the journal entries for the month. This includes manually entered items as well as those items fed from the Accounts Payable System.

SAMPLE COMPANY

SUMMARY TRIAL BALANCE
AS OF 03/15/77

ACCT NO. DESCRIPTION	OPNG BALANCE	CURRENT MONTH	CLSG BALANCE
10000200 CASH	3,525.00	985.71	4,510.71
10000230 ACCOUNTS RECEIVABLE	27,150.36	476.32	27,626.68
10001000 FINISHED GOODS	50,365.11	0.00	50,365.11
10001010 GOODS IN PROCESS	25,036.50	0.00	25,036.50
10001020 RAW MATERIALS	10,250.00	452.26	10,702.26
10002510 PRE-PAID INSURANCE	500.00	0.00	500.00

INCOME & EXPENSES	MONTH TO DATE YEAR TO DATE	TOTAL DEBITS	TOTAL CREDITS	DIFFERENCE
		2,906.98	878.80	2,028.18
		134,381.20	132,953.02	2,028.18

ASSETS & LIABILITIES	MONTH TO DATE YEAR TO DATE	TOTAL DEBITS	TOTAL CREDITS	DIFFERENCE
		2,729.95	4,758.13	2,028.18-
		437,341.92	439,370.10	2,028.18-

SAMPLE COMPANY

SUMMARY TRIAL BALANCE
AS OF 03/15/77

ACCT NO	RETAINED EARNINGS DIST	DIST AMT
20051500		2,028.18

Summary Trial Balance (MOD 3)

This option of the Trial Balance program prints one line for each account, summarizing the month's journal entries.

INCOME STATEMENT AS OF 03/15/77

HEADER LINE 1 (ENTERED BY OPERATOR AT RUN TIME)
 HEADER LINE 2

	CURRENT MD	%	YEAR-TO-DATE	%
SALES	770.80-	100.5	125,770.80-	110.2
LESS SALES RETRNS & ALLOWNCE	0.00	0.0	5,600.00	4.9-
LESS SALES DISCOUNTS	4.00	0.5-	6,004.00	5.3-
GROSS REVENUES	766.80-	100.0	114,166.80-	100.0

FOOTER LINE 1 (ENTERED BY OPERATOR AT RUN TIME)
 FOOTER LINE 2

Income Statement (MOD 3)

A listing of certain of the Income and Expense accounts from the Chart of Accounts Master File. Codes in the master records indicate which accounts are to be printed on the report.

BUDGET REPORT AS OF 03/15/77

ACTUAL	CURRENT MONTH BUDGET	%	ACTUAL	YEAR TO DATE BUDGET	%
SALES					
770.80-	3,000.00	25.693	125,770.80-	9,000.00	###.###
LESS SALES RETRNS & ALLOWNCE	100.00	0.000	5,600.00	650.00	861.538
4.00	LESS SALES DISCOUNTS	2.666	6,004.00	300.00	###.###
766.80-	GROSS REVENUES	0.235	114,166.80-	9,950.00	11.474
COST OF PRODUCTS & SERVICE SLD					
RAW MATERIALS TRNS & ALLOWNCE					
0.00	2,700.00	0.000	6,755.78	7,200.00	93.830
PURCHASE DISCOUNTS					
0.00	500.00	0.000	675.00	1,250.00	54.000
FREIGHT-IN					
16.40	100.00	16.400	16.40	400.00	4.100
DIRECT LABOR					
0.00	1,400.00	0.000	32,000.00	3,900.00	820.512
INDIRECT LABOR					
0.00	30.00	0.000	0.00	150.00	0.000
FACTORY SUPERINTENDENCE					
0.00	350.00	0.000	3,066.00	700.00	438.000
BUILDING MAINTENANCE & REPAIR					
0.00	100.00	0.000	3,000.00	300.00	###.###
FACTORY H/L/P					
0.00	300.00	0.000	7,525.00	900.00	836.111
FACTORY OVERHEAD					
0.00	350.00	0.000	2,022.00	650.00	311.076

Budget Report (MOD 3)

A listing of those Income and Expense accounts which contain budget amounts.

BALANCE SHEET AS OF 03/15/77

ASSETS

CURRENT ASSETS	
CASH	4,510.71
ACCOUNTS RECEIVABLE	27,626.68
INVENTORIES	86,103.87
PRE-PAID EXPENSES	10,730.00
TOTAL CURRENT ASSETS	128,971.26
FIXED ASSETS	
LAND, BUILDINGS & EQUIPMENT	232,555.00
LESS ACCUM DEPRECIATION	5,200.00-
TOTAL FIXED ASSETS	227,355.00
OTHER ASSETS	
INVESTMENTS	75,000.00
TOTAL OTHER ASSETS	75,000.00
TOTAL ASSETS	431,326.26

53

LIABILITIES

CURRENT LIABILITIES	
ACCOUNTS PAYABLE	42,516.40-
ESTIMATED TAX LIABILITY	55,091.32-
OTHER CURRENT LIABILITIES	122,116.72-
TOTAL CURRENT LIABILITIES	219,724.44
OTHER LIABILITIES	
MORTGAGE BONDS PAYABLE	50,630.00-
TOTAL OTHER LIABILITIES	50,630.00
TOTAL LIABILITIES	270,354.44
STOCKHOLDERS EQUITY	
COMMON STOCK	65,000.00-
RETAINED EARNINGS	95,971.82-
TOTAL STOCKHOLDERS EQUITY	160,971.82
TOTAL LIABILITIES AND EQUITIES	431,326.26

The Balance Sheet is generated from specified accounts within the Assets and Liabilities sections of the Chart of Accounts Master File. Codes in the master file records indicate which accounts are to print and in which column on the report. There is also a structure of codes which enable the definition of the hierarchy of control levels for accumulation purposes.

ACCOUNT NO 10000100 NAME ASSETS
 LVL CD 1 SUB CD BSCC 1 CSH/FLG
 SCH/ID 1 SCH/ID 2 SCH/ID 3 SCH/ID 4
 BEG BAL CURR DR CURR CR
 RPT/FLG DATE
 SCH/ID 5
 END BAL

ACCOUNT NO 10000101 NAME CURRENT ASSETS
 LVL CD 1 SUB CD BSCC 1 CSH/FLG
 SCH/ID 1 SCH/ID 2 SCH/ID 3 SCH/ID 4
 BEG BAL CURR DR CURR CR
 RPT/FLG DATE
 SCH/ID 5
 END BAL

ACCOUNT NO 10000200 NAME CASH
 LVL CD 2 SUB CD BSCC 1 CSH/FLG
 SCH/ID 1 SCH/ID 2 SCH/ID 3 SCH/ID 4
 BEG BAL 3,525.00 CURR DR 1,316.80 CURR CR 331.09 END BAL 4,510.71
 RPT/FLG DATE 03/15/77
 SCH/ID 5
 END BAL

ACCOUNT NO 10000230 NAME ACCOUNTS RECEIVABLE
 LVL CD 2 SUB CD BSCC 1 CSH/FLG
 SCH/ID 1 SCH/ID 2 SCH/ID 3 SCH/ID 4
 BEG BAL 27,150.36 CURR DR 676.32 CURR CR 200.00 END BAL 27,626.68
 RPT/FLG DATE 03/15/77
 SCH/ID 5
 END BAL

ACCOUNT NO 10000399 NAME INVENTORIES
 LVL CD 2 SUB CD M BSCC 1 CSH/FLG
 SCH/ID 1 SCH/ID 2 SCH/ID 3 SCH/ID 4
 BEG BAL CURR DR CURR CR
 RPT/FLG DATE 01/01/77
 SCH/ID 5
 END BAL

ACCOUNT NO 10001000 NAME FINISHED GOODS
 LVL CD 2 SUB CD S BSCC 0 CSH/FLG
 SCH/ID 1 SCH/ID 2 SCH/ID 3 SCH/ID 4
 BEG BAL 50,365.11 CURR DR CURR CR
 RPT/FLG DATE 01/30/77
 SCH/ID 5
 END BAL 50,365.11

ACCOUNT NO 10001010 NAME GOODS IN PROCESS
 LVL CD 2 SUB CD S BSCC 0 CSH/FLG
 SCH/ID 1 SCH/ID 2 SCH/ID 3 SCH/ID 4
 BEG BAL 25,036.50 CURR DR CURR CR
 RPT/FLG DATE 01/30/77
 SCH/ID 5
 END BAL 25,036.50

ACCOUNT NO 10001020 NAME RAW MATERIALS
 LVL CD 2 SUB CD S BSCC 0 CSH/FLG
 SCH/ID 1 SCH/ID 2 SCH/ID 3 SCH/ID 4
 BEG BAL 10,250.00 CURR DR 452.26 CURR CR
 RPT/FLG DATE 03/15/77
 SCH/ID 5
 END BAL 10,702.26

ACCT #	NAME	LVL	SUB	CD
1000100	ASSETS	1		
1000101	CURRENT ASSETS	1		
1000200	CASH	2		
1000230	ACCOUNTS RECEIVABLE	2		
1000099	INVENTORIES	2	M	
1000100	FINISHED GOODS	2	S	
1000101	GOODS IN PROCESS	2	S	
1000102	RAW MATERIALS	2	S	
1000250	PRE-PAID EXPENSES	2	M	
1000251	PRE-PAID INSURANCE	2	S	
1000252	PRE-PAID PROPERTY TAXES	2	S	
1000260	TOTAL CURRENT ASSETS	3		
1000500	FIXED ASSETS	1		
1000505	LAND, BUILDINGS & EQUIPMENT	2	M	
1000501	LAND	2	S	
1000510	BUILDINGS	2	S	
1000515	MACHINERY AND EQUIPMENT	2	S	
1000515	LESS ACCUM DEPRECIATION	2		
1000520	TOTAL FIXED ASSETS	3		
1000700	OTHER ASSETS	1		
1000701	INVESTMENTS	2		
1000702	TOTAL OTHER ASSETS	2		
1999999	TOTAL ASSETS	9		
2000001	LIABILITIES	1		
20001000	CURRENT LIABILITIES	1		
20001030	ACCOUNTS PAYABLE	2		
20001350	ESTIMATED TAX LIABILITY	2		
20001360	OTHER CURRENT LIABILITIES	2	M	
20001370	ACCRUED SALARY AND WAGES	2	S	
20001380	INC TAXES PAYABLE	2	S	
20001390	DIV PAYABLE ON PREFERRED STOCK	2	S	
20001400	DIV PAYABLE ON COMMON STOCK	2	S	
20001410	ROYALTIES REC IN ADVANCE	2	S	
20005000	TOTAL CURRENT LIABILITIES	3		
20006000	OTHER LIABILITIES	1		
20006100	MORTGAGE BONDS PAYABLE	2		
20006200	TOTAL OTHER LIABILITIES	3		
20007000	TOTAL LIABILITIES	8		
20050000	STOCKHOLDERS EQUITY	1		
20051150	COMMON STOCK	2		
20051500	RETAINED EARNINGS	2		
20052000	TOTAL STOCKHOLDERS EQUITY	8		
29999999	TOTAL LIABILITIES AND EQUITIES	9		
30000000	SALES	1		
30001000	SALES	2		
30001050	LESS SALES RETRNS & ALLOWANCE	2		
30001100	LESS SALES DISCOUNTS	2		
39999999	GROSS REVENUES	4		

Chart of Accounts File Inquiry/List (MOD 3)

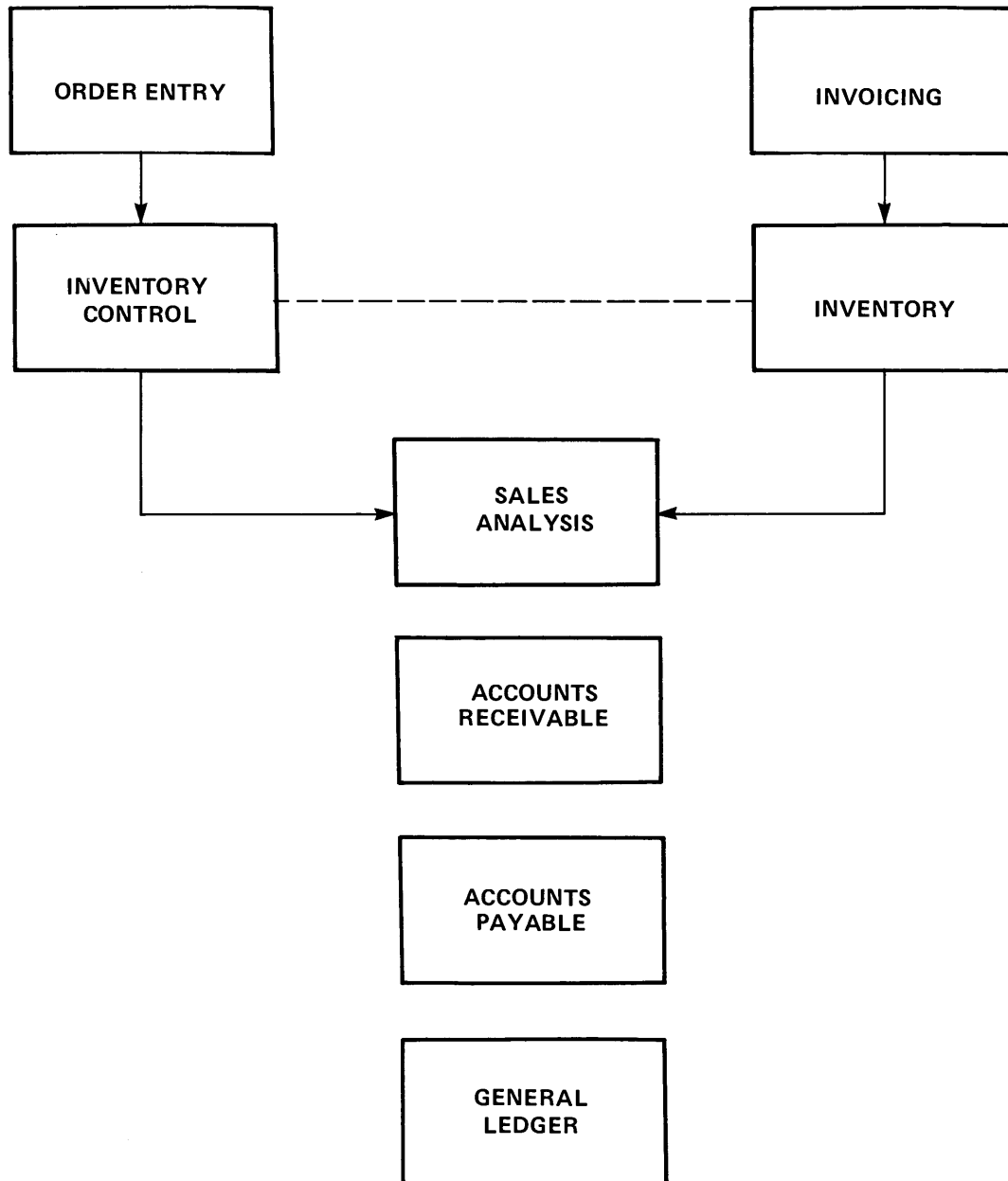
A condensed version of the Chart of Accounts master file providing a quick reference list of all accounts.

Diskette File Size Restrictions

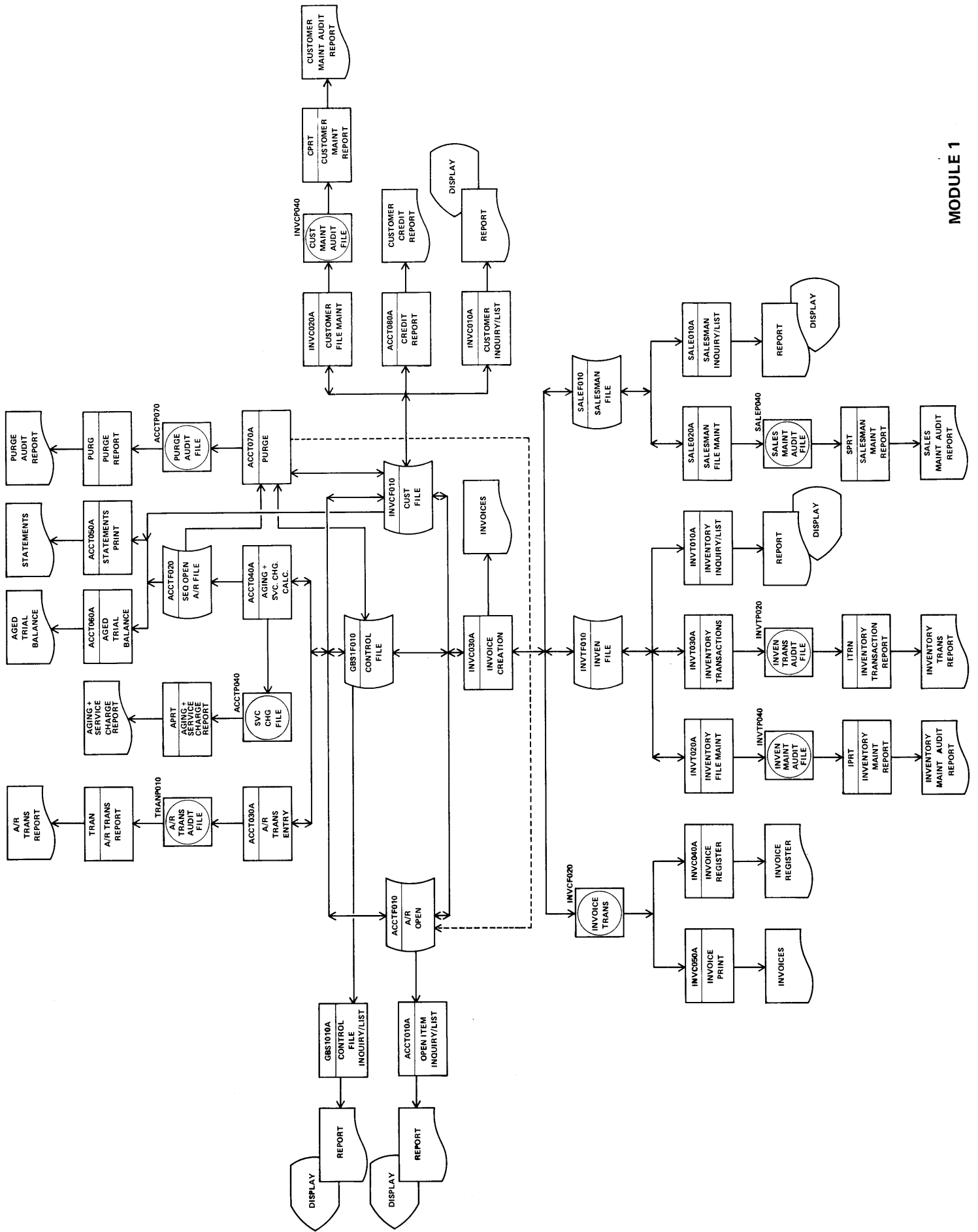
The diskette version of GBS is designed to run with one file per diskette. Because KFAM-3 is the file organization method used, multi-volume files are not allowed. The following is a summary of the capacity restrictions for each file in the system. A prospect with file sizes approaching 75% of maximum capacity on any file should consider the hard disk version.

Module	File	Capacity
1	Customer	925
1	Inventory	880
1	Salesman	100
1	Combined: Salesman/Inventory	875
1	A/R Open Items	2700
2	Open Order (average 5 line orders)	313
3	Chart of Accounts	900
3	Vendor Master	800
3	A/P Open Items	2400

OVERVIEW

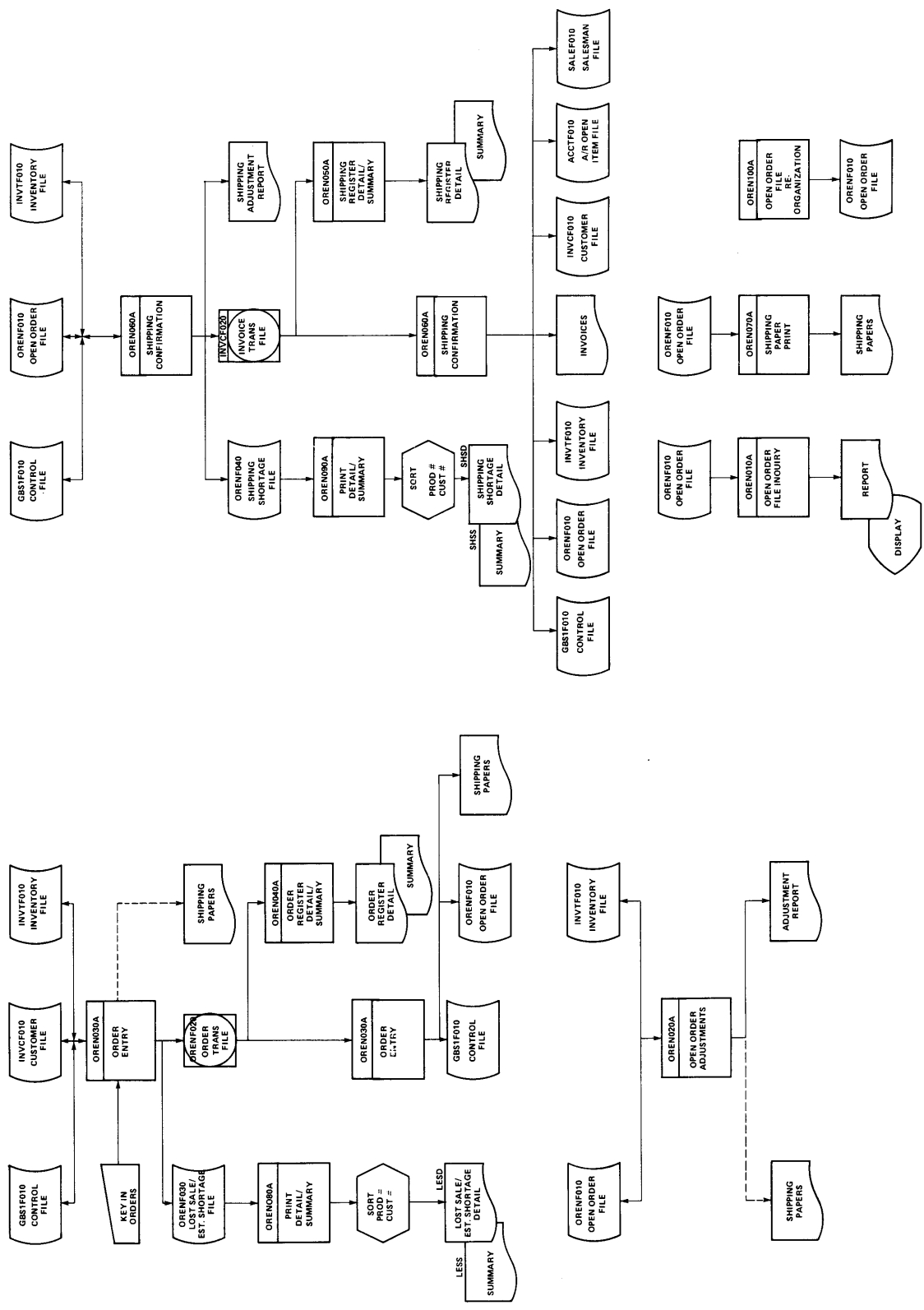


MODULE 1

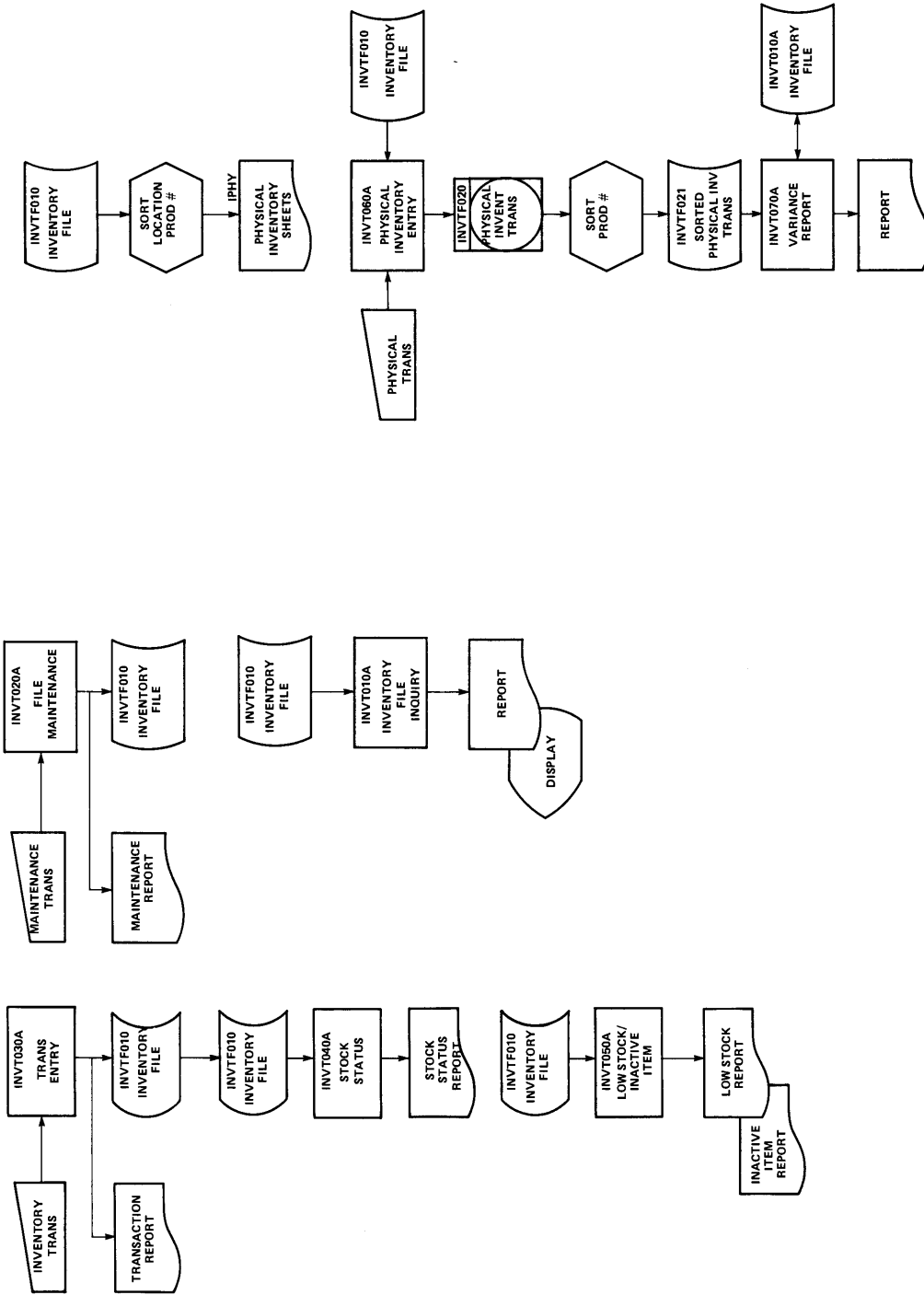


MODULE 1

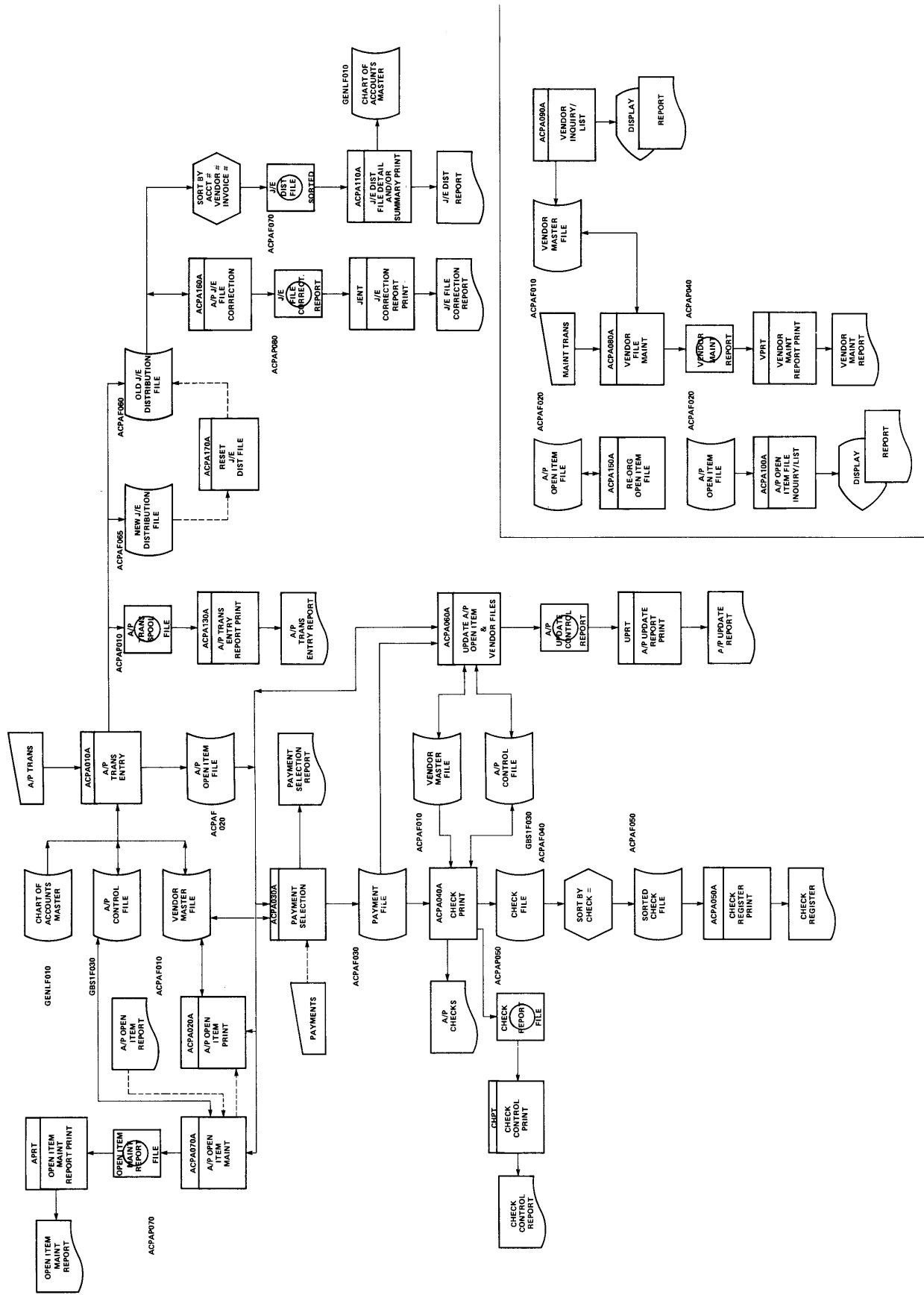
ORDER ENTRY



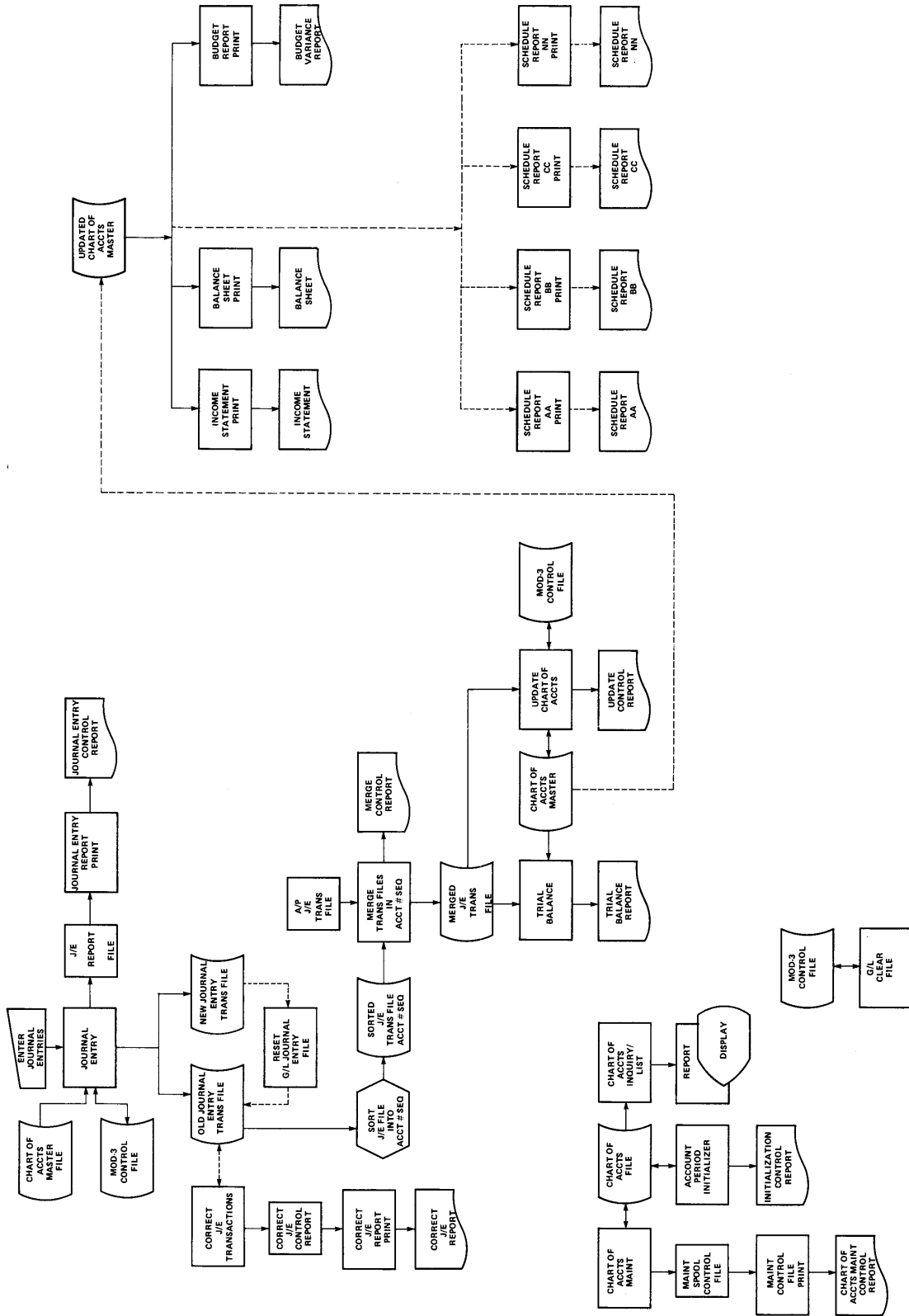
INVENTORY



ACCOUNTS PAYABLE



GENERAL LEDGER



File Layouts

The following represents a sampling of the major files in the system.

The source code column is an attempt to identify the source of the data in the field. "I" is meant to be a field input by an operator, "S" is a field generated by the system and "A" indicates a field not used by the system and available to the vendor.

The record lengths indicated do not necessarily reflect the total of the individual field sizes due to packing.

Because of the potential for change in some of the details of the system, it is not recommended that these layouts be used in actual design. They should be considered as a fair representation of the files for preliminary information purposes. The latest systems manuals should be referenced for accurate detail.

Mod 1 Customer Master File (Bill To Record)

Field	Format	Size	Source	Comments
Customer Number	A/N	5	I	
Ship To Code	A/N	1	S	Indicates presence of Ship to records.
Customer Name	A/N	21	I	
Address Line 1	A/N	20	I	
Address Line 2	A/N	20	I	
City, State	A/N	16	I	
Zip Code	A/N	5	I	
Location Code	A/N	6	A	
Discount Class	A/N	3	A	
Credit Limit	A/N	4	I	
Salesman #	A/N	3	I	
Service Charge Code	A/N	2	I	
Telephone Number	A/N	12	I	
Price Code	A/N	1	I	1, 2 or 3 indicates billing price from product file. 0 = Open Item 1 = Balance Forward 1 = Do not partial ship
A/R Code	A/N	1	I	
Partial Ship Code	A/N	1	I	
Current A/R Balance	N	8	S	
Current Month Cost	N	8	S	
Year-to-Date Cost	N	8	S	
Current Month Sales	N	8	S	
Year-to-Date Sales	N	8	S	
Date of Last Payment	N	5	S	
Date of Last Transaction	N	5	S	

Record length = 153 bytes 1 record/sector

Mod 1 Customer Master File (Ship to Record)

Field	Format	Size	Source	Comments
Customer Number	A/N	5	I	
Ship to Code	A/N	1	S	Indicates presence of add'l ship to records.
Customer Name	A/N	21	I	
Address Line 1	A/N	20	I	
Address Line 2	A/N	20	I	
City, State	A/N	16	I	
Zip Code	A/N	5	I	
Location Code	A/N	6	I	

Block length = 183 bytes

2 records/sector

Mod 1 Inventory Master File

Field	Format	Size	Source	Comments
Product Number	A/N	12	I	
Product Prefix	A/N	12	A	
Description	A/N	24	I	
Unit of Measure	A/N	2	I	
Date of Last Activity	A/N	8	S	
Vendor Lead Time	A/N	2	A	
Alternate I.D.	A/N	24	A	
Stock Location Code	A/N	6	I	
Quantity on Hand	N	8	S	
Quantity on Order	N	8	A	
Reorder Point	N	8	I	
Quantity Allocated	N	8	S	
Current Month Units Sold	N	8	S	
Year-to-Date Units Sold	N	8	S	
Average Unit Cost	N	8	S	
Last Unit Cost	N	8	S	
Total Cost Value	N	8	S	
Current Month Cost	N	8	S	
Current Month Sales	N	8	S	
Year-to-Date Cost	N	8	S	
Year-to-Date Sales	N	8	S	
Unit Price 1	N	8	I	
Unit Price 2	N	8	I	
Unit Price 3	N	8	I	

Record length = 164

1 record/sector

Mod 1 Invoice Transaction File (Header Record)

Field	Format	Size	Source	Comments
Record I.D.	A/N	2	S	
Order Number	A/N	5	I	Provision for Mod 2
Invoice Number	N	5	S	
Invoice Type	A/N	1	I	
Customer Number	A/N	6	I	
Customer Name	A/N	21	I	
Address Line 1	A/N	20	I	
Address Line 2	A/N	20	I	
City, State	A/N	16	I	
Zip Code	A/N	5	I	
Ship to Name	A/N	21	I	
Address Line 1	A/N	20	I	
Address Line 2	A/N	20	I	
City, State	A/N	16	I	
Zip Code	A/N	5	I	
Customer P. O.	A/N	7	I	
Ship Via	A/N	12	I	
Prepaid/Collect	A/N	1	I	
Salesman Number	A/N	3	I	
Invoice Date	A/N	8	I	
Order Date	A/N	8	I	
Terms Description	A/N	11	I	
Terms Discount %	A/N	6	I	
Terms Due Date	A/N	8	I	
Print Flag	A/N	1	S	Indicates whether invoice has been printed or not

Record length = 248 bytes

1 record/sector

NOTE: Many of the fields in this file are designated as "I" (input). However, most of these fields normally are fed from the customer file and may be modified by the operator at entry time.

Mod 1 Invoice Transaction File (Line Items)

Field	Format	Size	Source	Comments
Record I.D.	A/N	2	S	
Order Number	N	5	I	Provision for Mod 2
Product Number	A/N	12	I	
Product Description	A/N	24	I	
Quantity Released	N	8	I	Provision for Mod 2
Quantity Shipped	N	8	I	
Unit Price	N	8	I	
Discount Amount	N	8	I	
Net Amount	N	8	S	
Unit Cost	N	8	S	

Block length = 219

3 records/sector

Mod 1 Invoice Transaction File (Totals Record)

Field	Format	Size	Source	Comments
Record I.D.	A/N	2	S	
Order Number	N	5	I	Provision for Mod 2
Sales Tax ID's (1-3)	A/N	2(3)	I	
Total Sales	N	8	S	
Invoice Discount Amount	N	8	S	
Freight	N	8	I	
Sales Taxes (1-3)	N	8	S	
Special Charge/Credit	N	8	I	
Invoice Total	N	8	S	

Record length = 86 bytes 1 record/sector

Mod 1 Accounts Receivable (Open Item Record)

Field	Format	Size	Source	Comments
Customer Number	A/N	5	I	
Invoice Number	N	5	S	
Transaction Code	A/N	1	S	
Sequence Number	A/N	2	S	
Aging Code	A/N	1	S	
Dispute Code	A	1	I	
Reference Number	N	5	I	
Invoice Amount	N	8	I	
Discount/Allowance	N	8	I	
Amount Paid	N	8	I	
Check Number	N	8	I	
Transaction Date	N	8	S	

Block length = 241 bytes

5 records/sector

Mod 1 Accounts Receivable (Balance Forward Record)

Field	Format	Size	Source	Comments
Customer Number	A/N	5	I	
Invoice Number	N	5	S	Filled with zeros
Transaction Code	A/N	1	S	
Sequence Number	A/N	2	S	
Aging Code	A/N	1	S	
Dispute Code	A/N	1	S	
Reference Number	N	5	S	
31-60 Balance	N	8	S	
61-90 Balance	N	8	S	
Over 90 Balance	N	8	S	
Current Due	N	8	S	
Transaction Date	N	8	S	

Block length = 241 bytes

5 records/sector

Mod 1 Salesman Master File

Field	Format	Size	Source	Comments
Salesman Number	A/N	3	I	
Salesman Name	A/N	24	I	
Territory	A/N	3	I	
Current Month Sales	N	8	S	
Year-to-Date Sales	N	8	S	
Current Month Cost	N	8	S	
Year-to-Date Cost	N	8	S	

Record length = 50 bytes

1 record/sector

Mod 2 Open Order File (Header)

Field	Format	Size	Source	Comments
Order Number	N	5	S	
Sequence Number	A/N	2	S	
Customer Number	A/N	5	I	
Customer Name	A/N	21	I	
Customer Address 1	A/N	20	I	
Customer Address 2	A/N	20	I	
Customer City/State	A/N	16	I	
Customer Zip Code	A/N	5	I	
Ship to Name	A/N	21	I	
Ship-to Address 1	A/N	20	I	
Ship-to Address 2	A/N	20	I	
Ship-to City/State	A/N	16	I	
Ship-to Zip Code	A/N	5	I	
Customer P.O.	A/N	7	I	
Ship Via	A/N	12	I	
Prepaid/Collect	A/N	1	I	
Salesman Number	A/N	3	I	
Order Date	A/N	8	I	
Terms Description	A/N	11	I	
Terms Discount %	N	6	I	
Terms Due Date	A/N	8	I	
Sales Tax ID's (1-3)	A/N	2(3)	I	
Invoice Discount %	N	5	I	
Partial Ship Code	A/N	1	I	
Price Code	A/N	1	S	Picked up from the Customer File

Record length = 246 bytes

1 record/sector

NOTE: Many of the fields in this file are designated as "I" (input). However, most of these fields are normally fed from the customer file and may be modified by the operator at entry time.

The Order Trans File is similar to this file with two additional fields, (Print code and Credit Hold) on the header record.

Mod 2 Open Order File (Line Items)

Field	Format	Size	Source	Comments
Order Number	N	5	S	
Sequence Number	A/N	2	S	
Product Number	A/N	12	I	
Product Description	A/N	24	I	
Stock Location Code	A/N	6	S	
Pride Override	A/N	1	S	
Taxable Code	A/N	1	I	
Unit of Measure	A/N	2	S	
Quantity Ordered	N	8	I	
Quantity Released	N	8	I	
Discount %	N	8	I	
Unit Price	N	8	I	
Net Amount	N	8	S	

Block length = 216 bytes 3 records/sector

This record is similar on the Order Trans File.

Mod 3 Vendor File

Field	Format	Size	Source	Comments
Vendor Number	A/N	5	I	
Vendor Name	A/N	21	I	
Address Line 1	A/N	20	I	
Address Line 2	A/N	20	I	
City/State	A/N	16	I	
Zip Code	A/N	5	I	
YTD Purchases	N	8	S	
Last Year Purchases	N	8	S	
Balance Gross	N	8	S	
YTD Discounts Taken	N	8	S	
Standard Distribution:				
G/L Account Number	A/N	8(6)	I	
Percentage	N	8(6)	I	
Date of Last Payment	A/N	8	S	
No Pay Flag	A/N	1	S	

Record Length = 182 bytes

1 record/sector

Mod 3 A/P Open Item

Field	For mat	Size	Source	Comments
Vendor Number	A/N	5	I	
Invoice Number	A/N	8	I	
Sequence Number	A/N	2	S	
Transaction Code	A/N	1	I	
P.O. Number	A/N	8	I	
Gross Amount	N	8	I	
Partial Payment Amount	N	8	I	
Discount %	N	8	I	
Check Number	A/N	8	I	Handwritten checks only.
Invoice Date	A/N	8	I	
Due Date	A/N	8	I	
Date Paid	A/N	8	I	Handwritten checks only.

Record length = 50 bytes

4 records/sector

Mod 3 Chart of Accounts

Field	Format	Size	Source	Comments
Account Number	A/N	8	I	
Level Code	A/N	1	I	
Schedule Codes	A/N	4(5)	I	
Master/Subsidiary Code	A/N	1	I	
Balance Sheet Column Code	A/N	1	I	
Account Name	A/N	30	I	
Cash Flow Flag	A/N	1	A	
Report Sign Flag	A/N	1	I	
Date Last Transaction	A/N	8	S	
Current Month Debits	N	8	S	
Current Month Credits	N	8	S	
Year-to-Date Debits	N	8	S	
Year-to-Date Credits	N	8	S	
Budgets (12 fiscal months)	N	8(12)	I	

Record length = 146 bytes

1 record/sector

Mod 3 Journal Entries

Field	Format	Size	Source	Comments
Account Number	A/N	8	I	
Source Code	A/N	2	I	
Transaction Date	A/N	8	I	
Description	A/N	24	I	
Reference 1	A/N	8	I	
Reference 2	A/N	8	I	
Gross Amount	N	8	I	
Transaction Number	N	8	S	

Record length = 62 bytes

4 records/sector



WANG COMPUTER PTY. LTD.

55 Herbert Street
St. Leonards, 2065, Australia
TELEPHONE 439-3511
Telex: 25469

WANG GESELLSCHAFT M.B.H.

Merlingengasse 7
A-1120 Vienna, Austria
TELEPHONE 85.85.33
Telex: 74640 Wang a

WANG EUROPE S.A./N.V.

250, Avenue Louise
1050 Brussels, Belgium
TELEPHONE 02/6400617
Telex: 61186

WANG DO BRASIL

COMPUTADORES LTDA.
Rua Barao de Lucena No. 32
Botafogo ZC-01 20,000
Rio de Janeiro RJ, Brasil
TELEPHONE 226-4326, 266-5364
Telex: 2123296 WANG BR

**WANG LABORATORIES
(CANADA) LTD.**

49 Valleybrook Drive
Don Mills, Ontario M3B 2S6
TELEPHONE (416) 449-2175
Telex: 069-66546

WANG FRANCE S.A.R.L.

Tour Gallieni, 1
78/80 Ave. Gallieni
93170 Bagnolet, France
TELEPHONE 33.1.3602211
Telex: 680958F

WANG PACIFIC LTD.

9th Floor, Lap Heng House
47-50 Gloucester Road
Hong Kong
TELEPHONE 5-274641
Telex: 74879 WANG HX

WANG COMPUTER LTD.

Shindaiso Building No. 5
2-10-7 Dogenzaka Shibuya-Ku
Tokyo 150, Japan
TELEPHONE (03) 464-0644
Telex: 2424909WCLTKO J

WANG NEDERLAND B.V.

Damstraat 2
Utrecht, Netherlands
(030) 93-09-47
Telex: 47579

WANG COMPUTER LTD.

302 Great North Road
Grey Lynn, Auckland
New Zealand
TELEPHONE Auckland 762-219
Telex: CAPENG 2826

WANG DE PANAMA (CPEC) S.A.

Apartado 6425
Calle 45E, No. 9N. Bella Vista
Panama 5, Panama
TELEPHONE 69-0855, 69-0857
Telex: 3282243

WANG COMPUTER PTE., LTD.

Suite 1801-1808, 18th Floor
Tunas Building, 114 Anson Road
Singapore 2, Republic of Singapore
TELEPHONE 2218044, 45, 46
Telex: RS 24160 WANGSIN

**WANG COMPUTERS
(SO. AFRICA) PTY. LTD.**

Corner of Allen Rd. & Garden St.
Bordeaux, Transvaal
Republic of South Africa
TELEPHONE (011) 48-6123
Telex: 960-86297

WANG SKANDINAVISKA AB

Pyramidvaegen 9A
S-171 36 Solna, Sweden
TELEPHONE 08/27 27 98
Telex: 11498

WANG S.A./A.G.

Markusstrasse 20
CH-8042 Zurich 6, Switzerland
TELEPHONE 41-1-60 50 20
Telex: 59151

WANG INDUSTRIAL CO., LTD.

7 Tun Hwa South Road
Sun Start Tun Hwa Bldg.
Taipei, Taiwan
Republic of China
TELEPHONE 7522068, 7814181-3
Telex: 21713

WANG ELECTRONICS LTD.

Argyle House, 3rd Floor
Joel Street
Northwood Hills
Middlesex, HA6INS
TELEPHONE Northwood 28211
Telex: 923498

WANG LABORATORIES GmbH

Moselstrasse 4
6000 Frankfurt AM Main
West Germany
TELEPHONE (0611) 252061
Telex: 04-16246

DATA CENTER DIVISION

20 South Avenue
Burlington, Massachusetts 01803
TELEPHONE (617) 272-8550

WANG COMPUTER SERVICES

One Industrial Avenue
Lowell, Massachusetts 01851
TELEPHONE (617) 851-4111
TWX 710-343-6769
Telex: 94-7421

**WANG INTERNATIONAL
TRADE, INC.**

One Industrial Avenue
Lowell, Massachusetts 01851
TELEPHONE (617) 851-4111
TWX 710-343-6769
Telex: 94-7421

WANG

LABORATORIES, INC.

ONE INDUSTRIAL AVENUE, LOWELL, MASSACHUSETTS 01851, TEL. (617) 851-4111, TWX 710 343-6769, TELEX 94-7421

Printed in U.S.A.
700-4196
4-77-1.5M

Price: see current list